

SOCHI 2014  
PARALYMPIC WINTER GAMES  
**ATHLETES AND OFFICIALS GUIDE**

JANUARY 2014



# TABLE OF CONTENTS

<b>1 Accreditation and Venue Access</b>	<b>6</b>
1.1 The Paralympic Identity and Accreditation Card	6
1.2 Access Codes and Symbols	6
1.3 Accreditation Categories and Access Entitlements	8
1.4 Replacement of Lost, Damaged or Stolen PIAC	9
1.5 Athletes and NPC Team Officials Access to Competition Venues	9
<b>2 Paralympic Villages</b>	<b>11</b>
2.1 Access to the Villages and Village Entrances	11
2.2 Residential Zone	12
2.2.1 Resident Centers	12
2.2.2 Laundry Services	13
2.2.3 Housekeeping Services	14
2.3 Food Services	14
2.4 Residential Zone Facilities	15
2.4.1 Fitness Centers	16
2.4.2 DVD Lounges	16
2.4.3 Internet Access Points	17
2.4.4 Games Centers	17
2.4.5 Multi-Faith Centers	17
2.5 Village Polyclinics	18
2.6 Village Plaza	18

2.6.1 Village Café	18
2.6.2 Internet Center	18
2.6.3 Retail Services	18
<b>2.7 Other Village Services</b>	<b>19</b>
2.7.1 Internal Shuttles	19
2.7.2 Non-Smoking Policy	20
2.7.3 Alcohol Policy	20
2.7.4 Coca-Cola Complimentary Beverages	20
2.7.5 Law Enforcement	20
2.7.6 Ambulance and Fire Services	20
<b>3 Transportation</b>	<b>21</b>
3.1 Village to Village and Venue TA Service	21
3.2 Coastal Cluster TA Transportation	21
3.3 Mountain Cluster TA Transportation	22
3.4 Nordic Ski Housing	23
3.4.1 Transportation for Spectating Athletes and NPC Team Officials	23
<b>4 Training at the Paralympic Competition Venues</b>	<b>25</b>
4.1 General Training	25
4.2 Official Training	26
<b>5 Ceremonies</b>	<b>27</b>
5.1 Team Welcome Ceremonies	27
5.2 Opening Ceremony	27
5.3 Closing Ceremony	28
5.4 Flower Ceremonies	28
5.5 In-Venue Victory Ceremonies	28
5.6 Nightly Victory Ceremonies at Paralympic Medals Plaza	28
<b>6 INFO+</b>	<b>30</b>

<b>7 Lost and Found Procedures</b>	<b>31</b>
7.1 Paralympic Villages and Nordic Ski Housing	31
7.2 Transportation – TA, T1/2/3 Systems	31
7.3 Competition and Training Venues – Blue Zone	32
7.4 Spectator Zones	32
7.5 Public Transportation Systems	32
<b>8 Request for Emergency Assistance</b>	<b>33</b>
8.1 Inside Paralympic Venues and Villages	33
8.2 Outside of the Paralympic Venues and Villages	33
<b>9 Sustainability</b>	<b>35</b>
<b>10 About Sochi and Krasnaya Polyana</b>	<b>36</b>
<b>11 Appendix</b>	<b>37</b>

# 1 ACCREDITATION AND VENUE ACCESS

## 1.1 The Paralympic Identity and Accreditation Card

A validated Paralympic Identity and Accreditation card (PIAC) is required by athletes and NPC team officials to access the Paralympic Villages and venues. Athletes and NPC team officials may also use the Sochi 2014 and public transportation systems upon presentation of their PIAC.

## 1.2 Access Codes and Symbols

The accreditation zones are secure and orderly areas reserved only for accredited persons who have access to the corresponding zones in which they perform their Games-time functions.

Accreditation zones inside the competition venues are:

Access code	Accessible areas
BLUE	Competition areas (field of play), administrative and operational areas
RED	Administrative and operational areas
2	Athlete preparation areas
4	Press areas
5	Broadcast areas
6	Paralympic Family areas

There is also a White Zone area at the competition venues where accredited persons may circulate. The above-mentioned access rights grant access to the White Zone areas.

Zones and symbols inside the Village are:

R Residential Zone of the Paralympic Village

The Paralympic Village code automatically grants access to the Paralympic Village Plaza (formerly known as International Zone). Zone R also grants access to the Paralympic Village Plaza, in addition to the Residential Zone.

Nordic Ski Housing does not have separate zones inside the secure perimeter.

## 1.3 Accreditation Categories and Access Entitlements

Category	Population	Venue Access	Zone Access	Transport
Aa	Paralympic athletes	Own sport venue(s) Paralympic Villages, MPC	2, R, BLUE	T-A
Ab	Athlete Competition Partner	Own sport venue(s) Paralympic Villages	2, R, BLUE	T-A
Ac	NPC Chefs de Mission and Deputy Chefs de Mission	All sport venues Paralympic Villages IBC/MBC, MPC/PFH	2,4,5,6, R BLUE	T-1 T-3
Ac	Paralympic Attachés	ALL Paralympic Villages IBC/MBC, PFH	2, 4, 6, R, BLUE	T-3
Ao	Coaches Technical personnel Administrative personnel	Own sport venue(s) Paralympic Villages	2, R, BLUE	T-A
Ao	Press Attachés	Own sport venue(s) Paralympic Villages IBC/WMC	2, 4, 5, R, BLUE	T-A
Am	Chief Team Physician	All venues where own athletes participate, Paralympic Villages	2, 4,R, BLUE	T-A
As	Additional Officials	Own sport venue(s) or all venues where own athletes participate Paralympic Villages	2, R, BLUE	T-A

## 1.4 Replacement of Lost, Damaged or Stolen PIAC

If a PIAC is lost or damaged (for example, torn or water-damaged) after validation, a PIAC can be reissued.

- The individual concerned must make a written, signed declaration countersigned by an authorized representative from the NPC.
- A lost or damaged PIAC will be cancelled in the accreditation system, and a lost PIAC will not be reactivated even if found at a later date.
- A lost PIAC will be reissued no sooner than 24 hours after notification has been submitted. Reissuance will take place only at designated accreditation facilities. A day pass will be issued at competition venues while the new PIAC is processed.

## 1.5 Athletes and NPC Team Officials Access to Competition Venues

Athletes and NPC team officials can access their discipline's venues with validated accreditation.

Athletes and NPC team officials: competition venues for their own discipline

All athletes and NPC team officials have access with their accreditation to their own discipline's venue to watch the competitions from the athlete stand. Same-discipline athletes and NPC team officials can access the seating in the athlete stand on a first-come first-served basis. If the athlete stand at the outdoor venues is full, the athletes and NPC team officials will still be able to watch the events from the standing general spectators' area.

Athletes and NPC team officials: competition venues for other disciplines

At all outdoor venues, different-discipline athletes and NPC team officials can access the spectators' standing areas with their accreditation only. No additional ticket will be required.

At all indoor venues, different-discipline athletes and NPC team officials will be able to access athlete stands using only their accreditation (no additional ticket required).

There may be an exception for Ice Sledge Hockey bronze and gold medal events for which accreditation and a complimentary ticket would then be required. Sochi 2014 will confirm during the Games time if complimentary tickets will be required for these two events.

## 2 PARALYMPIC VILLAGES

There will be two Paralympic Villages - the Coastal Paralympic Village (CVL) and the Mountain Paralympic Village (MVL). There will also be Nordic Ski Housing (NSH) at Psekhako Ridge, which will have reduced services compared to the Villages. The table below shows the sport disciplines served by each Paralympic Village.

Coastal Paralympic Village (CVL)	Mountain Paralympic Village (MVL)	Nordic Ski Housing (NSH)
Wheelchair Curling Ice Sledge Hockey	Alpine Skiing Para-Snowboard	Cross-Country Skiing Biathlon

### 2.1 Access to the Villages and Village Entrances

Each Paralympic Village and Nordic Ski Housing has a Village Plaza and a Residential Zone. The two zones are separated by internal fencing and access control. Entrance to either zone requires an appropriate accreditation or compliance with established policies.

To ensure the safety of resident athletes and NPC team officials, entrance to the Villages through any exterior access control points requires appropriate accreditation and a security check of both people and personal items.

Each of the Paralympic Villages and NSH shares a common security

perimeter with nearby competition venues or cluster of venues.

The Mountain Paralympic Village (MVL) has a common security perimeter with an intermediary zone, which includes two gondola stations. This zone, in turn, has a common security perimeter with the Rosa Khutor Extreme Park (the venue for Para-Snowboard).

The Nordic Ski Housing has a common security perimeter with the Biathlon and Cross-Country Skiing venues.

The Coastal Paralympic Village shares a security perimeter with the Olympic Park. To expedite the passage of Village residents through the access control points between a Village/NSH and the venues within a shared security perimeter, only an accreditation check will be required.

The primary entrance for athletes and NPC team officials is through the NPC dedicated vehicle parking area and Village transportation mall. However, athletes and NPC team officials may enter the Village through any entrance. In MVL, there is also a pedestrian and shuttle-supported access point 100 meters from the midway gondola station (VI), entering directly into the Mountain Paralympic Village Plaza and an internal shuttle from midway gondola station near the Guest Pass Center by the East Transport Mall.

in the order they are received. After 23:00, calls will be automatically routed to the 24-hour Resident Center. Each Resident Center has the following:

- Info+ terminal and printer
- Computer with Internet access
- Wireless Internet access
- Television
- Laundry facilities nearby and monitored by Resident Center staff
- Lounge area

NPCs should contact their Resident Center for Village information, lockout assistance, towel exchange, laundry assistance and for responses to various requests.

Each Village operates one 24-hour Resident Center that will provide the same level of service as the other Resident Centers with the addition of the following:

- 24 hours service by resident hosts
- Management and storage of all Village lost and found items
- Payments for key replacement and non-standard housekeeping and cleaning services in Russian Rubles or Visa credit cards. Cashiers operate 10:00-19:00 daily
- Off-Airport Processing Desk during bulk departures
- The 24-hour Resident Centers will be located in the heart of the Residential Zone of each Paralympic Village and the main hotel building of the Nordic Ski Housing.

## 2.2 Residential Zone

### 2.2.1 Resident Centers

Resident Centers are located throughout each Paralympic Village Residential Zone and are operated by resident hosts. Each Resident Center serves approximately 500 residents and operates from 07:00 to 23:00. In each Village, one location operates 24 hours daily. Each NPC has been given the telephone number to its assigned Resident Center. Calls will be answered by resident hosts

### 2.2.2 Laundry Services

- Self-serve washers and dryers are available free of charge inside the Resident Centers. Laundry soap, irons and ironing boards are available free of charge at the self-service laundries. Two net laundry bags will be placed in each room prior to arrival.
- Dry cleaning drop-off will be available for a few at the Village Plaza in both villages and NSH. Staff is available at all locations between 07:00-23:00, and 24 hours in the 24 hour Resident Centers.

## 2.2.3 Housekeeping Services

Daily:

- Waste/recycling bins emptied
- Beds made in each room
- Bathrooms cleaned
- Toilet paper and other resident amenities replenished
- Floors cleaned
- Dusting

Every two days:

- Towels replaced (towels may also be exchanged at a Resident Center)

Every four days:

- Sheets changed

## 2.3 Food Services

All accredited athletes and team officials, including As with pre-purchased dining privileges will have unlimited access to the Villages dining halls.

The dining halls are open 24 hours a day from March 1, 2010 to March 19, 2014.

Each Main Dining Hall has the following food stations:

- Grill station serving grilled meat including fish, beef, pork and chicken with fresh vegetables
- Russian and regional section
- Pizza and pasta, with fresh-baked pizza, pasta
- Deli and salad bar offering assorted sliced meats, cheeses, fresh bread, salads, gourmet condiments
- Gourmet coffee and bakery serving hot beverages and sweet treats (pastries, cookies, muffins)

- Dairy products
- Dry cereal
- Hot and cold beverages, fresh fruit and breads
- McDonalds will be available in the Coastal Paralympic Village only.

To maintain the health, safety and cleanliness of the Paralympic Villages/NSH, residents and guests may not remove food from the dining hall. Exceptions are made for one beverage, and/or one piece of whole fruit, one ice cream or a McDonald's Restaurant product that is in the process of being eaten.

## 2.4 Residential Zone Facilities

The Paralympic Villages offers entertainment programming designed for the athletes and available to all residents. Residents may listen to live and recorded music, and enjoy performances, dancing and other activities. The Village club in each Village will provide an intimate gathering place where athletes and officials can relax, watch television and socialize. Performances will be organized on a daily basis.

In NSH, the entertainment programming will be limited and not available on a daily basis.

### 2.4.1 Fitness Centers

The Fitness Center in each Paralympic Village will offer residents a place to exercise and train. Modern fitness and weight training equipment will be available, as well as space for stretching.

The Fitness Center is open 24 hours daily. Fitness trainers will be present from 06:00 – 23:00.



## 2.4.2 DVD Lounges

Residents can choose from a library of DVDs for viewing in lounges located in the Residential Zones of both Villages and NSH.

The DVD lounges operate from 10:00 to 24:00.

## 2.4.3 Internet Access Points

Free-of-charge wireless internet access will be available in the following areas of the Paralympic Villages and NSH:

- DRM building in the Coastal Paralympic Village
- In both Paralympic Villages and NSH:
- Residential spaces and private bedrooms
- NPC Services Centers
- Resident Centers
- NPC Offices
- Internet and Call Centers
- Village Clubs
- Fitness Centers
- Village Plazas

**SSID: Sochi2014-Free**  
**Password: hotcoolours**

To access the network for the first time from any Wi-Fi enabled device (smartphone, tablet or laptop) please complete the following steps:

1. Select 'Sochi2014-Free' network (Sochi2014-Free)
2. Enter the network password: hotcoolours
3. The device will be authenticated for this network for the duration of the Games.
4. The password will not need to be re-entered to enable this network on the device.

## 2.4.4 Games Centers

Located in the heart of the Residential Zones of both Villages and NSH, these Games Centers will feature video games, table games and other popular games.

Games Center hours: 10:00 – 24:00

## 2.4.5 Multi-Faith Centers

Sochi 2014 will provide a place for worship and meditation in each CVL and MVL only. Each Village's Multi-Faith Center has multiple rooms that may be used for formal religious services and ceremonies as well as for individual meditation and counselling. The Multi-Faith Center is open 24 hours daily and staffed by volunteers from 08:00 to 22:00.

There will be no Multi-Faith Center in NSH.

## 2.5 Village Polyclinics

The Polyclinics in both Paralympic Villages will be operating with full services between 07:00 and 23:00 from March 1, 2014 to March 19, 2014, inclusive. First aid and emergency services are available overnight from 23:00 – 07:00.

Nordic Ski Housing will provide a limited number of medical services from March 1-19, 2014 inclusive from 12:00 – 21:00. All athletes and Paralympic Family members staying in NSH will have access to the Polyclinics of both Paralympic Villages. Visits can be booked at the Nordic Ski Housing Clinic reception desk.

## 2.6 Village Plaza

The Village Plaza is the common gathering area in each Paralympic Village, with recreation and leisure, retail and other facilities for residents and guests.

### 2.6.1 Village Café

The Village Café provides a comfortable and cozy atmosphere where residents can socialize with their guests and enjoy coffee and snacks. Beverages will be free of charge for Village resident; for non-residents, payment must be made in cash (Russian Rubles) or by Visa card. In NSH, the Village Café will be a comfortable lounge area but no food or beverage services will be available.

### 2.6.2 Internet Center

An Internet Center will be available in the Village Plaza in each of the two Villages and NSH. Each Internet Center will provide computers, a printer, internet access including Wi-Fi, and user assistance for athletes and officials. One shared-access computer with internet will also be located in each Resident Center.

### 2.6.3 Retail Services

The following retail services are provided in each Village/NSH Plaza:

- Bank (MVL and CVL only)
- Visa Automated Teller Machine
- Post Office
- Village Store
- Sochi 2014 Official Merchandise store
- City and Village Information Desk
- Beauty Salon Services
- Courier Services
- Internet and Call Center

Payment is accepted in cash in Russian Rubles or by Visa cards. All retail services operate daily from 09:00 to 21:00. Hours will be reduced during the Villages pre-opening and closing periods.

## 2.7 Other Village Services

Other Village services include floral arrangements, dry cleaning, tailoring services are available in both CVL, MVL and NSH for a fee. In CVL and MVL, photo services are also available for a fee.

### 2.7.1 Internal Shuttles

#### Coastal Paralympic Village

The internal Village shuttle will operate on a regular basis from March 1 to 19 inside the Residential Zone. It will connect the Village Plaza, the dining hall, residences and the Welcome Center.

#### Mountain Paralympic Village

Two shuttle routes will serve the Mountain Paralympic Village. One route will operate in the Residential Zone, connecting Rosa Khutor Gondola VI station, Village plaza, residences, dining hall, the East Transport Mall and the NPC dedicated parking lots. A second shuttle will connect the 3S Gondola (VII) midway station and East Transport Mall. Both shuttles operate 24 hours per day with reduced frequency between 01:00 and 05:00.

#### Nordic Ski Housing

The internal shuttle route at NSH will connect the apartment building and hotel complex 24 hours per day with reduced frequency between 01:00 and 05:00 daily.

## 2.7.2 Non-Smoking Policy

In accordance with IPC policy, the Paralympic Villages/NSH are non-smoking venues. It is forbidden to smoke in any building in the Paralympic Village. Limited outdoor smoking areas, located at least three metres from building doorways, are clearly marked. No tobacco products are sold or distributed within the Villages/NSH.

## 2.7.3 Alcohol Policy

Neither Sochi 2014, nor its suppliers sell or serve alcoholic beverages inside the Paralympic Villages/NSH.

## 2.7.4 Coca-Cola Complimentary Beverages

Coca-Cola devices will provide access to free Coca-Cola beverages from distribution machines throughout each Paralympic Village/NSH and at other Sochi 2014 venues. Each NPC will receive a quantity of Coca-Cola devices equal to the number of all accredited athletes and NPC team officials.

## 2.7.5 Law Enforcement

Police officers are available in the Paralympic Villages to assist residents and guests with any concerns and questions while also providing direct, dedicated service.

## 2.7.6 Ambulance and Fire Services

Ambulances and fire service vehicles have direct, expedited access to all areas of the Village when required.

# 3 TRANSPORTATION

## 3.1 Village to Village and Venue TA Service

The dedicated Athletes and NPC team officials' Transportation System (TA) provides scheduled service between both Paralympic Villages and Nordic Ski Housing beginning on March 1 and ending March 19, 2014.

Transportation to the official competition venues starts on the first day of training or competition at the venue.

## 3.2 Coastal Cluster TA Transportation

### Competition Venues

The Coastal Cluster TA transport system is divided into two separate systems that connect the Coastal Paralympic Village with venues in the Olympic Park.

- 1 Accessible vehicles will be provided for the team sports (Ice Sledge Hockey and Wheelchair Curling) from in front of the team's accommodation located inside the Coastal Paralympic Village directly to the venue.

- TA1 route: The Olympic Park scheduled accessible shuttle will be available for both competing and spectating athletes travelling from the Coastal Paralympic Village to the Ice Cube Curling Center and the Shayba Arena. The accessible shuttle will operate with a regular frequency based on the competition schedule.

The service schedule will be aligned with the competition and training schedule. Shuttles will not stop at a venue if there is no competition or training scheduled for the day.

### Non-Competition Venues

From Coastal Paralympic Village to	Service Start	Service end	Distance	Travel time
Sochi International airport	24 hours	24 hours	6.7 km	16 min

## 3.3 Mountain Cluster TA Transportation

The Mountain Cluster TA system will provide direct scheduled bus service for athletes and team officials travelling from the Mountain Paralympic Village to Rosa Khutor Alpine Center.

Athletes and team officials travelling from MVL to the Nordic Ski Housing (NSH) and Laura Biathlon Stadium at Laura Cross-Country Ski stadium (CBV) will use the Village-to-Village connection service. They will travel by bus from MVL to the Laura Base Station where they will transfer to a dedicated gondola. At the Laura Top Station athletes will take a shuttle to the NSH or CBV.

### Competition Venues

Route №	From TA Western Mall to	Sport - Discipline	Distance	Estimated travel time by Bus
TA18	Rosa Khutor Alpine Center	Alpine Skiing Para-Snowboard	3 km	9 min

### Non-Competition Venues

Route №	From TA Eastern Mall to	Distance	Estimated travel time by Bus
TA13	Laura Base Station - CVL	59 km	90 min
TA14	Laura Base Station	11 km	24 min

## 3.4 Nordic Ski Housing

The TA system at NSH is accessed by scheduled service that connects the Nordic Ski Housing (NSH) with the Cross-Country Stadium.

- Accessible minibus shuttles depart from NSH residential zone and serve the following venue:
  - Cross-Country Stadium - Route TA19
- Accessible minibus shuttles depart from Laura Top Station and go to the Hotel Complex - Route TA21.

### 3.4.1 Transportation for Spectating Athletes and NPC Team Officials

Ice sledge hockey and wheelchair curling teams are able to use their dedicated team buses to travel to the events held at the Ice Cube Curling Center or Shayba Arena

Spectating athletes and NPC team officials can share the scheduled transportation services with competing/training athletes and NPC team officials, except for Wheelchair Curling and Ice Sledge Hockey team buses.

Sochi 2014 Transportation will prioritize passenger access as follows:

- 1 Competing athletes
- 2 Team officials accompanying competing athletes
- 3 Training athletes
- 4 Team officials accompanying training athletes
- 5 Spectating athletes (where applicable)

For sport venues outside of their respective cluster, spectating athletes may use the Village - to - Village connection service.

## 4 TRAINING AT THE PARALYMPIC COMPETITION VENUES

Athletes can train at the Paralympic competition venues. Ice Sledge Hockey also has a dedicated training venue. Training schedules were prepared in advance by Sochi 2014 the International Paralympic Sport Federations (IPSFs).

Games-time training can be further divided into general and official training as described below.

### 4.1 General Training

- General training (also referred to in some disciplines as “free training”) sessions take place on the competition and/or training field of play;
- The format and program of the training session during general training is at the discretion of the athletes and/or their NPC team officials;
- The general training sessions are scheduled by competition management well in advance of the Paralympic Games; however, the schedule is flexible and may be changed at Games time.
- For ice sledge hockey, the schedule is flexible and teams may request schedule changes up to 17:00 the day prior to planned training.

- For individual disciplines, participation in a training session is optional and at the discretion of the athletes and/or their NPC team officials.
- Alpine skiing is the only discipline for which athletes must sign up for training. Team leaders can sign up for training at the Sport Information desk or at the Team Captains' meetings.

## 4.2 Official Training

- Official training sessions replicate competition conditions with specific dates, timing and format. The official training sessions are scheduled by the IPSFs prior to the Games and are included in the training schedule published by Sochi 2014 Sport department.
- Training session format is defined by the IPSFs, and training times are determined by the IPSFs in cooperation with Sochi 2014 for each athlete/team (i.e., the schedule is pre-determined and not flexible).
- The timing, scoring and results systems are operational and the Games Officials are usually present to observe or oversee training.
- There is no official training for Ice Sledge Hockey.

# 5 CEREMONIES

## 5.1 Team Welcome Ceremonies

The Team Welcome Ceremonies will take place in the Village Plaza of the Mountain Paralympic Village from March 4 to 6, 2014, between 10:00 and 17:00. Each ceremony will last approximately 30 minutes.

## 5.2 Opening Ceremony

The Sochi 2014 Paralympic Winter Games Opening Ceremony will be held at Fisht Olympic Stadium on March 7, 2014 from 20:14 to approximately 22:00. The Parade of Athletes will start at 20:25.

Athletes and NPC team officials will be transported by bus from each Paralympic Village directly to a load zone near to the staging area in Bolshoy Ice Dome. Athletes and officials from NSH will take buses to the gondola station and re-board buses at the Laura Bottom Station to take them to the load zone near to the staging area in the Bolshoy Ice Dome. Travel from the Mountain Paralympic Village to the Bolshoy Ice Dome staging area is 1.5 hours. Travel from the Coastal Paralympic Village will take 10 minutes by bus or 20 minutes on foot. Travel from NSH will take approximately 2 hours. The ceremony will be approximately two hours long. After the ceremony, the buses will return directly to the Paralympic Villages and NSH.

## 5.3 Closing Ceremony

The Closing Ceremony will be held at Fisht Olympic Stadium on March 16, 2014 beginning at 20:14 and ending at approximately 22:00. Transportation to the Closing ceremonies will be very similar to that of the Opening Ceremonies.

## 5.4 Flower Ceremonies

Flower ceremonies will take place in the competition venues immediately following the completion of medal events. The ceremonies will feature the presentation of a floral bouquet to each medalist, but will not include the presentation of medals, raising of flags or playing of the gold medalist's national anthem.

## 5.5 In-Venue Victory Ceremonies

On March 15 and 16, Victory Ceremonies for alpine skiing, wheelchair curling, ice sledge hockey, and cross-country skiing events will occur in-venue immediately following the medal session.

## 5.6 Nightly Victory Ceremonies at Paralympic Medals Plaza

Victory Ceremonies at the Paralympics Medals Plaza will take place on the same day as the competition or the day after. During the medal presentation portion of the nightly Victory Ceremonies, the medalists will receive a floral bouquet and a medal. The flags of the medalists will be raised, and the gold medalist's national anthem will be played in his/her honour.

All accredited athletes and NPC team officials have free access to the Victory Ceremonies with their accreditation. They can view the Victory Ceremonies from a special standing area in front of the stage or from the general public standing areas at Paralympic Medals Plaza.

### Timeline

17:30 - Pre-show

18:15 - Victory Ceremonies

19:00 - Gala Concert

## 6 INFO+

Info+ is the Games information system that will provide competition schedules, near real-time results and reports, medal rankings, records, biographies, news, historical results, weather forecasts, bulletin board services and transport information.

The Info+ terminal is a desktop PC, keyboard, mouse and monitor configured for Info+ access only. Info+ terminals will be available in common areas of all competition and non-competition venues, including Paralympic Villages.

The Info+ system will include the following:

<a href="#">Schedules and Results</a>	Competition and non-competition schedules, including press conferences, IPC activities and Cultural Olympiad. Competition results viewable by sport, date and country. Includes entry lists, start lists and additional sport-specific reports.
<a href="#">News</a>	Flash quotes, press conference highlights, sport previews, news articles, statistics-driven reports, media communications and IPC news.
<a href="#">Biographies</a>	Athlete biographies, team profiles, coach profiles, judge profiles, NPC profiles.
<a href="#">Medals</a>	Medal standings by sport, overall medal rankings, medalists by day and medalists by sport/event, historical medalists.
<a href="#">Sports</a>	Viewable by sport: schedules, recent results and news, medal rankings and medalists. Historical data, statistics, competition formats and rules, qualification criteria and venue descriptions.
<a href="#">Records</a>	World and Paralympic records, including current records, record holders and new or equal records.
<a href="#">Transportation</a>	Transportation schedules and maps.
<a href="#">Weather</a>	Real-time weather conditions and forecasts.
<a href="#">Paralympic Movement</a>	Paralympic Games History and IPC facts.

## 7 LOST AND FOUND PROCEDURES

### 7.1 Paralympic Villages and Nordic Ski Housing

All found items and reports of lost items in the Paralympic Villages/ NSH should be delivered to any Resident Center. Sochi 2014 will transfer all lost and found items to the 24-hour Resident Center where they will be stored and managed. Positive identification will be required to claim lost and found items.

### 7.2 Transportation – TA, T1/2/3 Systems

System	Contact
TA	Items found on TA system vehicles will be brought to the Resident Centers at the Paralympic Villages/NSH.
T1/T2	Contact your OFA directly, or go to any Transport Information Desk.
T3	Contact any Transport Information Desk.



## 7.3 Competition and Training Venues – Blue Zone

Items that are lost and found in the blue zones (competition, administrative and operational areas) will be managed at the following locations:

Discipline	Venue – Location
Alpine Skiing	Rosa Khutor Alpine Center – Competition Management Tent
Biathlon	Laura Cross-Country Ski & Biathlon Center – Race Office
Cross-country Skiing	Laura Cross-Country Ski & Biathlon Center – Race Office
Wheelchair Curling	Ice Cube Curling Center - Sport Information Desk
Ice Sledge Hockey	Shayba Arena - Sport Information Desk Ice Sledge Hockey Training Venue - Athlete Services Room

## 7.4 Spectator Zones

Spectators should inquire about lost items at an Information Booth at the venue. Lost items will be kept at the venue until the end of each day.

If not claimed at the venue, items found in spectator zones at competition venues will be brought to Sochi 2014 Lost and Found Claims Center. Its contacts and location details will be available through Sochi 2014 Official web site and also provided at the Information Booths upon request.

## 7.5 Public Transportation Systems

RZD Russian Railways

Phone: +7 (800) 775-00-00

## 8 REQUEST FOR EMERGENCY ASSISTANCE

### 8.1 Inside Paralympic Venues and Villages

In case of an emergency at a Paralympic venue athletes and officials should contact directly anyone in a Sochi 2014 uniform. Sochi 2014 staff will call the Venue Communication Center to reach the required emergency assistance (on-site police, fire or medical services).

### 8.2 Outside of the Paralympic Venues and Villages

Please use the following phone numbers in case of emergency:

	From Mobile Phone	From Landline Phone
Fire	010	01
Police	020	02
Ambulance	030	03

#### Useful Tips

- If the caller doesn't speak Russian, the Emergency Dispatcher will connect the caller to a special unit of the Emergency Services with English, French and German speakers. There is no direct number for the services in a foreign language.

- If you use foreign language support, be patient as translation would require some time
- For non-Russian speakers, knowing key words in Russian like *politsiya* (police), *pozharnaya* (fire brigade), *skoraya pomoshch* (ambulance) and notifying the call taker of the language they speak (English, French or German) will help speed up the process
- Advise the call taker if you require fire, police, or ambulance
- Know your location
- Be prepared to answer questions

In accordance with the Russian Federation legislation, emergency medical services are provided free of charge.

## 9 SUSTAINABILITY

From the very beginning sustainable development principles were embodied into the preparations for the Games in Sochi. The Games organizers made the most of opportunities of the Paralympic project to create positive changes in economic, social and ecological spheres.

Sochi 2014 Sustainability Agenda defines six main areas of activities (Healthy Living, Harmony with Nature, Barrier-free World, Economic Prosperity, Modern Technologies, Culture and National Values). Practically all activities within the Paralympic project are dedicated to their implementation creating long-lasting positive legacy for Sochi, Krasnodar region and Russia.

Athletes and Officials can contribute to these goals by considering the following strategies:

- Use available transportation shuttles and public transportation to visit venues and to travel through the Host Region, instead of renting private vehicles. If possible, cycle or walk instead of using vehicles.
- Turn off the light, computer and air conditioning when leaving office or home.
- Save paper. Use e-mail instead of printing. Set printers to print on both sides of a page.
- Save water. Turn off water while brushing teeth.
- Segregate waste before disposal.
- Buy smart. Take reusable bags to stores.
- s marked "Compostables".

## 10 ABOUT SOCHI AND KRASNAYA POLYANA

The largest Russian resort and longest city in Europe, Sochi is situated in the Krasnodar Region on the same latitude as Nice, Toronto and Vladivostok. It sprawls 145 km along the shores of the Black Sea against the background of the snow-capped peaks of the Caucasus Mountains. Sochi has a population of 421,400 people and attracts over 4 million tourists annually.

The ski area of Krasnaya Polyana is located approximately 67 km from Sochi and is situated at an elevation of 600 meters.

Russian is the official language of the Russian Federation and is the language spoken in the Sochi area.

## 11 APPENDIX

1. Competition Schedule
2. Victory Ceremonies Schedule
- [Training Schedules - Coastal Cluster Venues](#)
3. Ice Sledge Hockey
4. Wheelchair Curling
- Training Schedules – Mountain Cluster Venues
5. Alpine Skiing
6. Biathlon & Cross-Country Skiing
- [Maps](#)
7. Russia
8. Paralympic Territory
- 9.1 Sochi Airport (AER) - Arrivals
- 9.2 Sochi Airport (AER) - Departures
10. City of Sochi
11. Paralympic Lanes
12. Coastal Cluster and Mountain Cluster
13. Coastal Cluster
14. Mountain Cluster
15. Coastal Cluster Transport Filters
16. Mountain Cluster Transport Filters
17. Spectators and Accredited Clients Transportation System
18. Cableway Network Operations
19. Public Bus Routes
20. Railway Routes
21. Athletes and Officials Transportation System (TA)
22. TA Routes Table

- 23. Coastal Paralympic Village
- 24. Coastal Paralympic Village Transportation System
- 25. Mountain Paralympic Village
- 26. Mountain Paralympic Village Transportation System
- 27. Nordic Ski Housing
- 28. Nordic Ski Housing Transportation System

### Competition, Non-Competition and Training Venue Maps - Coastal Cluster

- 29. Ice Cube Curling Center
- 30. Shayba Arena
- 31. Ice Hockey Training Arena
- 32. Olympic Park

### Competition Venue Maps - Mountain Cluster

- 33. Laura Cross-Country Ski & Biathlon Center
- 34. Rosa Khutor Alpine Center
- 35. Paralympic Medals' Plaza

### Venue Transportation Maps - Coastal Cluster













- 36. Ice Cube Curling Center
- 37. Main Media Center
- 38. Olympic Park
- 39. Paralympic Family Hotel
- 40. Shayba Arena and Ice Hockey Training Venue

### Venue Transportation Maps - Mountain Cluster

- 41. Laura Cross-Country Ski & Biathlon Center/Nordic Ski Housing
- 42. Rosa Khutor Alpine Center
- 43. Paralympic Medals' Plaza

# SOCHI 2014 PARALYMPIC WINTER GAMES COMPETITION SCHEDULE

VERSION 7, DECEMBER 11, 2013

		MARCH 2014											
COMPETITION VENUE		SPORT / DISCIPLINE	7 Friday	8 Saturday	9 Sunday	10 Monday	11 Tuesday	12 Wednesday	13 Thursday	14 Friday	15 Saturday	16 Sunday	
COASTAL CLUSTER	 <b>FISHT Olympic Stadium</b>		Opening Ceremony 20:00									Closing Ceremony 20:00	
	 <b>SHAYBA Arena</b>	 <b>ICE SLEDGE HOCKEY</b>		Preliminary Games 09:30-11:30 <b>CZE-NOR</b> 13:00-15:00 <b>CAN-SWE</b> 16:30-18:30 <b>USA-ITA</b> 20:00-22:00 <b>RUS-KOR</b>	Preliminary Games 09:30-11:30 <b>CZE-SWE</b> 13:00-15:00 <b>CAN-NOR</b> 16:30-18:30 <b>USA-KOR</b> 20:00-22:00 <b>RUS-ITA</b>			Preliminary Games 09:30-11:30 <b>KOR-ITA</b> 13:00-15:00 <b>NOR-SWE</b> 16:30-18:30 <b>USA-RUS</b> 20:00-22:00 <b>CAN-CZE</b>	Play-off 5th-8th 16:00-18:00 20:00-22:00	Semifinals 13:00-15:00 20:00-22:00	Game for 7-8 place 13:00-15:00  Game for 5-6 place 20:00-22:00	Bronze Medal 13:00-15:00  Gold Medal 20:00-22:40	
	 <b>ICE CUBE Curling Center</b>	 <b>WHEELCHAIR CURLING</b>		Round Robin 09:30-12:30 15:30-18:30	Round Robin 09:30-12:30 15:30-18:30	Round Robin 09:30-12:30 15:30-18:30	Round Robin 09:30-12:30 15:30-18:30	Round Robin 09:30-12:30 15:30-18:30	Round Robin 09:30-12:30 15:30-18:30	Round Robin 09:30-12:30 15:30-18:30	Tie-breakers 09:00-12:00 14:00-17:00 19:00-22:00	Semifinals 09:30-12:30  Bronze & Gold Medal Games 15:30-18:55	
MOUNTAIN CLUSTER	 <b>ROSA KHUTOR Alpine Center</b>	  <b>ALPINE SKIING</b>		<b>M / W</b> Downhill All classes 10:00-13:10	<b>M</b> Super G All classes 10:00-12:35	<b>W</b> Super G All Classes 10:00-11:35	<b>M/W</b> Super Combined All classes 09:30-12:00 15:30-18:10		<b>M</b> Slalom All classes 16:00-17:30 19:00-20:25	<b>M / W</b> Snowboard Cross Standing 10:00-12:20  <b>W</b> Slalom All classes 16:00-17:00 19:00-20:05	<b>M</b> Giant Slalom All classes 9:30-11:30 13:00-15:00	<b>W</b> Giant Slalom All classes 09:30-11:00 13:00-14:25	
	 <b>LAURA Cross-Country Ski &amp; Biathlon Center</b>	 <b>BIATHLON</b>		<b>M</b> 7.5 km <b>W</b> 6 km Sitting 10:00-11:35  Standing, Visually Impaired 12:00-15:00				<b>M</b> 12.5 km <b>W</b> 10 km Sitting 10:00-12:25  Standing Visually Impaired 13:00-16:25			<b>M</b> 15 km <b>W</b> 12.5 km Sitting 10:00-12:00  Standing Visually Impaired 12:30-17:20		
		 <b>CROSS-COUNTRY SKIING</b>			<b>M</b> 15 km Sitting 10:00-11:35  <b>W</b> 12 km Sitting 12:30-14:20	<b>M</b> 15 km Sitting 10:00-11:35  <b>W</b> 12 km Sitting 12:30-14:20	<b>M</b> 20 km Classic  <b>W</b> 15 km Classic Standing Visually Impaired 10:00-15:20		<b>M/W</b> 1 km Sprint Free Qualification All classes 10:00-11:40  Semifinals & Finals 12:30-15:30		<b>Mixed Relay</b> 4x2.5 km All classes 10:00-11:30  <b>Open Relay</b> 4x2.5 km All classes 12:00-13:30	<b>M</b> 10 km Free <b>W</b> 5 km Free Standing Visually Impaired 10:00-12:15  <b>M</b> 10 km <b>W</b> 5 km Sitting 12:30-14:45	

# 2 SOCHI 2014 PARALYMPIC WINTER GAMES FLOWER & VICTORY CEREMONY SCHEDULE, Version №7, December 6, 2013

March 2014		0	1	2	3	4	5	6	7	8	9	Total Gold Medals	
		Fri 07	Sat 08	Sun 09	Mon 10	Tue 11	Wed 12	Thu 13	Fri 14	Sat 15	Sun 16		
FISHT OLY. STADIUM		Opening Ceremony 20:00									Closing Ceremony 20:00		
PARALYMPIC MEDALS PLAZA			<p>Biathlon</p> <ul style="list-style-type: none"> <li>▲ M 7.5km - Sitting,</li> <li>▲ W 6km - Sitting</li> </ul> <p>Alpine Skiing Downhill</p> <ul style="list-style-type: none"> <li>▲ M - Standing</li> <li>▲ M - Sitting</li> <li>▲ M - Visually Impaired</li> <li>▲ W - Standing,</li> <li>▲ W - Sitting,</li> <li>▲ W - Visually Impaired</li> </ul>	<p>Biathlon</p> <ul style="list-style-type: none"> <li>■ M 7.5km - Standing</li> <li>■ M 7.5km - Visually Impaired</li> <li>■ W 6km - Standing</li> <li>■ W 6km - Visually Impaired</li> </ul> <p>Cross - Country Skiing</p> <ul style="list-style-type: none"> <li>▲ M 15 km - Sitting</li> </ul> <p>Alpine Skiing Super G</p> <ul style="list-style-type: none"> <li>▲ M - Sitting</li> <li>▲ M - Standing</li> <li>▲ W - Visually Impaired</li> </ul>	<p>Cross-Country Skiing</p> <ul style="list-style-type: none"> <li>■ W 12 km - Sitting</li> </ul> <p>Alpine Skiing Super G</p> <ul style="list-style-type: none"> <li>▲ W - Sitting</li> <li>▲ W - Standing</li> <li>▲ W - Visually Impaired</li> </ul>	<p>Cross-Country Skiing</p> <ul style="list-style-type: none"> <li>■ W - 15km - Classic Standing</li> <li>■ W 15km - Classic Visually Impaired</li> <li>■ M 20km - Classic Standing</li> <li>■ M 20km - Classic Visually Impaired</li> </ul> <p>Biathlon</p> <ul style="list-style-type: none"> <li>▲ M 12.5km - Sitting</li> <li>▲ W 10km - Sitting</li> </ul>	<p>Alpine Skiing Super Combined</p> <ul style="list-style-type: none"> <li>■ M - Sitting</li> <li>■ M - Standing</li> <li>■ M - Visually Impaired</li> <li>■ W - Sitting</li> <li>■ W - Standing</li> <li>■ W - Visually Impaired</li> </ul> <p>Biathlon:</p> <ul style="list-style-type: none"> <li>■ M 12.5km - Standing</li> <li>■ M 12.5km - Visually Impaired</li> <li>■ W 10km - Standing</li> <li>■ W 10km - Visually Impaired</li> </ul>	<p>Cross - Country Skiing</p> <ul style="list-style-type: none"> <li>■ M-1 km Sprint Free -Sitting</li> <li>■ M-1 km Sprint Free - Standing</li> <li>■ M-1 km Sprint Free - Visually Impaired</li> <li>■ W-1 km Sprint Free - Sitting</li> <li>■ W-1 km Sprint Free - Standing</li> <li>■ W-1 km Sprint Free - Visually Impaired</li> </ul>	<p>Alpine Skiing Slalom</p> <ul style="list-style-type: none"> <li>■ M - Sitting</li> <li>■ M - Standing</li> <li>■ M - Visually Impaired</li> </ul> <p>Biathlon</p> <ul style="list-style-type: none"> <li>▲ M 15km Sitting</li> <li>▲ W 12.5km Sitting</li> </ul> <p>Snowboard Cross</p> <ul style="list-style-type: none"> <li>▲ W - Snowboard Cross Standing</li> <li>▲ M - Snowboard Cross Standing</li> </ul>	<p>Biathlon</p> <ul style="list-style-type: none"> <li>■ M 15km - Standing</li> <li>■ M 15km - Visually Impaired</li> <li>■ W 12.5km Standing</li> <li>■ W 12.5km Visually Impaired</li> </ul> <p>Alpine Skiing Slalom</p> <ul style="list-style-type: none"> <li>■ W - Sitting</li> <li>■ W - Standing</li> <li>■ W - Visually Impaired</li> </ul> <p>Cross- Country Skiing</p> <ul style="list-style-type: none"> <li>▲ 4x2.5km Mixed Relay</li> <li>▲ 4x2.5km Open Relay</li> </ul>			
SHAYBA	Ice Sledge Hockey									● Ice Sledge Hockey		1	
ICE CUBE	Wheelchair Curling									● Wheelchair Curling		1	
ROSA KHUTOR ALPINE CENTRE	Alpine Skiing		<p>Alpine Skiing Downhill</p> <ul style="list-style-type: none"> <li>◆ Men's - Sitting,</li> <li>◆ Men's Visually Impaired</li> <li>◆ Women's Sitting,</li> <li>◆ Women's Standing</li> <li>◆ Women's Visually Impaired</li> </ul>	<p>Alpine Skiing Super G</p> <ul style="list-style-type: none"> <li>◆ M - Sitting</li> <li>◆ M - Standing</li> <li>◆ M - Visually Impaired</li> </ul>	<p>Alpine Skiing Super G</p> <ul style="list-style-type: none"> <li>◆ W - Sitting</li> <li>◆ W - Standing</li> <li>◆ W - Visually Impaired</li> </ul>	<p>Alpine Skiing Super Combined</p> <ul style="list-style-type: none"> <li>◆ M - Sitting</li> <li>◆ M - Standing</li> <li>◆ M - Visually Impaired</li> <li>◆ W - Sitting</li> <li>◆ W - Standing</li> <li>◆ W - Visually Impaired</li> </ul>		<p>Alpine Skiing Slalom</p> <ul style="list-style-type: none"> <li>◆ M - Sitting</li> <li>◆ M - Standing</li> <li>◆ M - Visually Impaired</li> </ul>	<p>Snowboard Cross</p> <ul style="list-style-type: none"> <li>◆ W - Snowboard Cross Standing</li> <li>◆ M - Snowboard Cross Standing</li> </ul> <p>Alpine Skiing Slalom</p> <ul style="list-style-type: none"> <li>◆ W - Sitting</li> <li>◆ W - Standing,</li> <li>◆ W - Visually Impaired</li> </ul>	<p>Alpine Skiing Giant Slalom</p> <ul style="list-style-type: none"> <li>● M - Sitting</li> <li>● M - Standing</li> <li>● M - Visually Impaired</li> <li>● W - Sitting</li> <li>● W - Standing</li> <li>● W - Visually Impaired</li> </ul>		6	
	Biathlon		<ul style="list-style-type: none"> <li>◆ M 7.5km - Sitting,</li> <li>◆ M 7.5km - Standing</li> <li>◆ M 7.5km - Visually Impaired</li> <li>◆ W 6km - Sitting</li> <li>◆ W 6km - Standing,</li> <li>◆ W 6km - Visually Impaired</li> </ul>			<ul style="list-style-type: none"> <li>◆ M 12.5km - Sitting</li> <li>◆ M 12.5km - Standing,</li> <li>◆ M 12.5km - Visually Impaired</li> <li>◆ W 10km Sitting</li> <li>◆ W 10km - Standing,</li> <li>◆ W 10km - Visually Impaired</li> </ul>			<ul style="list-style-type: none"> <li>◆ M 15km Sitting</li> <li>◆ M 15km Standing,</li> <li>◆ M 15km Visually Impaired</li> <li>◆ W 12.5km Sitting</li> <li>◆ W 12.5km - Standing,</li> <li>◆ W 12.5km - Visually Impaired</li> </ul>			0	
LAURA CROSS-COUNTRY AND BIATHLON CENTRE	Cross-Country Skiing			<ul style="list-style-type: none"> <li>◆ M 15 km - Sitting</li> <li>◆ W 12 km - Sitting</li> </ul>	<ul style="list-style-type: none"> <li>◆ M 20km Classic Standing,</li> <li>◆ M 20km Classic Visually Impaired</li> <li>◆ W 15km Classic Standing</li> <li>◆ W 15km Classic - Visually Impaired</li> </ul>		<p>Cross - Country Skiing</p> <ul style="list-style-type: none"> <li>◆ M - 1 km Sprint Free -Sitting</li> <li>◆ M - 1 km Sprint Free - Standing</li> <li>◆ M - 1 km Sprint Free - Visually Impaired</li> <li>◆ W - 1 km Sprint Free -Sitting</li> <li>◆ W - 1 km Sprint Free - Standing</li> <li>◆ W -1 km Sprint Free - Visually Impaired</li> </ul>			<ul style="list-style-type: none"> <li>◆ 4x2.5km Mixed Relay</li> <li>◆ 4x2.5km Open Relay</li> </ul>	<ul style="list-style-type: none"> <li>● M 10 km - Sitting</li> <li>● M 10 km - Standing,</li> <li>● M 10 km - Visually Impaired</li> <li>● W 5 km - Sitting,</li> <li>● W 5 km - Standing</li> <li>● W 5 km - Visually Impaired</li> </ul>		6

COASTAL CLUSTER

MOUNTAIN CLUSTER

- Victory Ceremony for previous day event
- ▲ s Victory Ceremony for same day event
- In-Venue Victory Ceremony
- ◆ u In-Venue Flower Ceremony



ICE CUBE CURLING CENTER

WHEELCHAIR CURLING

Draft - Competition Schedule 6.0

	8:00	8:30	9:00	9:30	10:00	10:30	11:00	11:30	12:00	12:30	13:00	13:30	14:00	14:30	15:00	15:30	16:00	16:30	17:00	17:30	18:00	18:30	19:00	19:30	20:00	20:30	21:00	21:30				
Friday March 7			Official Training 09:00 - 15:20																													
Saturday March 8			Round Robin 09:30 - 12:30														Round Robin 15:30 - 18:30				Evening Practice 18:30 - 19:30											
Sunday March 9			Round Robin 09:30 - 12:30														Round Robin 15:30 - 18:30				Evening Practice 18:30 - 19:30											
Monday March 10			Round Robin 09:30 - 12:30														Round Robin 15:30 - 18:30				Evening Practice 18:30 - 19:30											
Tuesday March 11			Round Robin 09:30 - 12:30														Round Robin 15:30 - 18:30				Evening Practice 18:30 - 19:30											
Wednesday March 12			Round Robin 09:30 - 12:30														Round Robin 15:30 - 18:30				Evening Practice 18:30 - 19:30											
Thursday March 13			Round Robin 09:30 - 12:30														Round Robin 15:30 - 18:30															
Friday March 14		Tie-Breakers 09:00-12:00										Tie-Breakers 14:00-17:00								Tie-Breakers 19:00-22:00												
Saturday March 15			Semifinals 09:30 - 12:30														Gold & Bronze Medal Games 15:30 - 18:55															

Legend:

Competition

Official Training

Pre-Game Practice



ALPINE SKIING&SNOWBOARD

Draft - Training Schedule Version 7.0 (Competition Schedule 7.0)

	7:00	7:30	8:00	8:30	9:00	9:30	10:00	10:30	11:00	11:30	12:00	12:30	13:00	13:30	14:00	14:30	15:00	15:30	16:00	16:30	17:00	17:30	18:00	18:30	19:00	19:30						
Saturday March 1			Alpine Skiing & Snowboard General Training 8:00 - 15:00																													
Sunday March 2			Alpine Skiing & Snowboard General Training 8:00 - 15:00																													
Monday March 3			Alpine Skiing & Snowboard General Training 8:00 - 15:00																													
Tuesday March 4			Alpine Skiing & Snowboard General Training 8:00 - 15:00																													
Wednesday March 5							M/W DH All classes Official Training 10:00-14:00																									
			Alpine Skiing & Snowboard General Training 8:00 - 15:00																													
Thursday March 6							M/W DH All classes Official Training 10:00-14:00																									
			Alpine Skiing & Snowboard General Training 8:00 - 15:00																													
Friday March 7							M/W DH All classes Official Training 10:00-14:00																									
			Alpine Skiing & Snowboard General Training 8:00 - 15:00																													
Saturday March 8							M/W DH All classes 10:00-12:30																									
			Alpine Skiing & Snowboard General Training 8:00 - 15:00																													
Sunday March 9							M Super G All classes 10:00-12:30																									
			Alpine Skiing & Snowboard General Training 8:00 - 15:00																													
Monday March 10							W Super G All Classes 10:00-11:10																									
			Alpine Skiing & Snowboard General Training 8:00 - 15:00																													
Tuesday March 11							W/M Super-Combined All Classes 09:30-12:00												W/M Super-Combined All Classes 15:30-17:30													
			Alpine Skiing & Snowboard General Training 8:00 - 15:00																													
Wednesday March 12			Alpine Skiing and Snowboard General Training 8:00 - 15:00																													
Thursday March 13							Snowboard Cross Official Training 10:00-13:00													M SL All Classes 16:00-17:30						M SL All Classes 19:00-20:00						
			Alpine Skiing and Snowboard General Training 8:00 - 15:00																													
Friday March 14							M/W Snowboard Cross 10:00-12:00													W Slalom All Classes 16:00-17:00						W SL All Classes 19:00-20:05						
			Alpine Skiing General Training 8:00 - 15:00																													
Saturday March 15							M GS All Classes 09:30-11:30							M GS All Classes 13:00-15:00																		
			Alpine Skiing General Training 8:00 - 15:00																													
Sunday March 16							W GS All Classes 09:30-11:00							W GS All Classes 13:00-14:25																		
			Alpine Skiing General Training 8:00 - 15:00																													

Note that the Paralympic Villages officially open on Saturday March 1st.

Training Runs will be held on the following Runs:  
from Mar 1 - Mar 16

Note: Training times are subject to change. This document is for internal planning purposes only.

Competition

Official Training

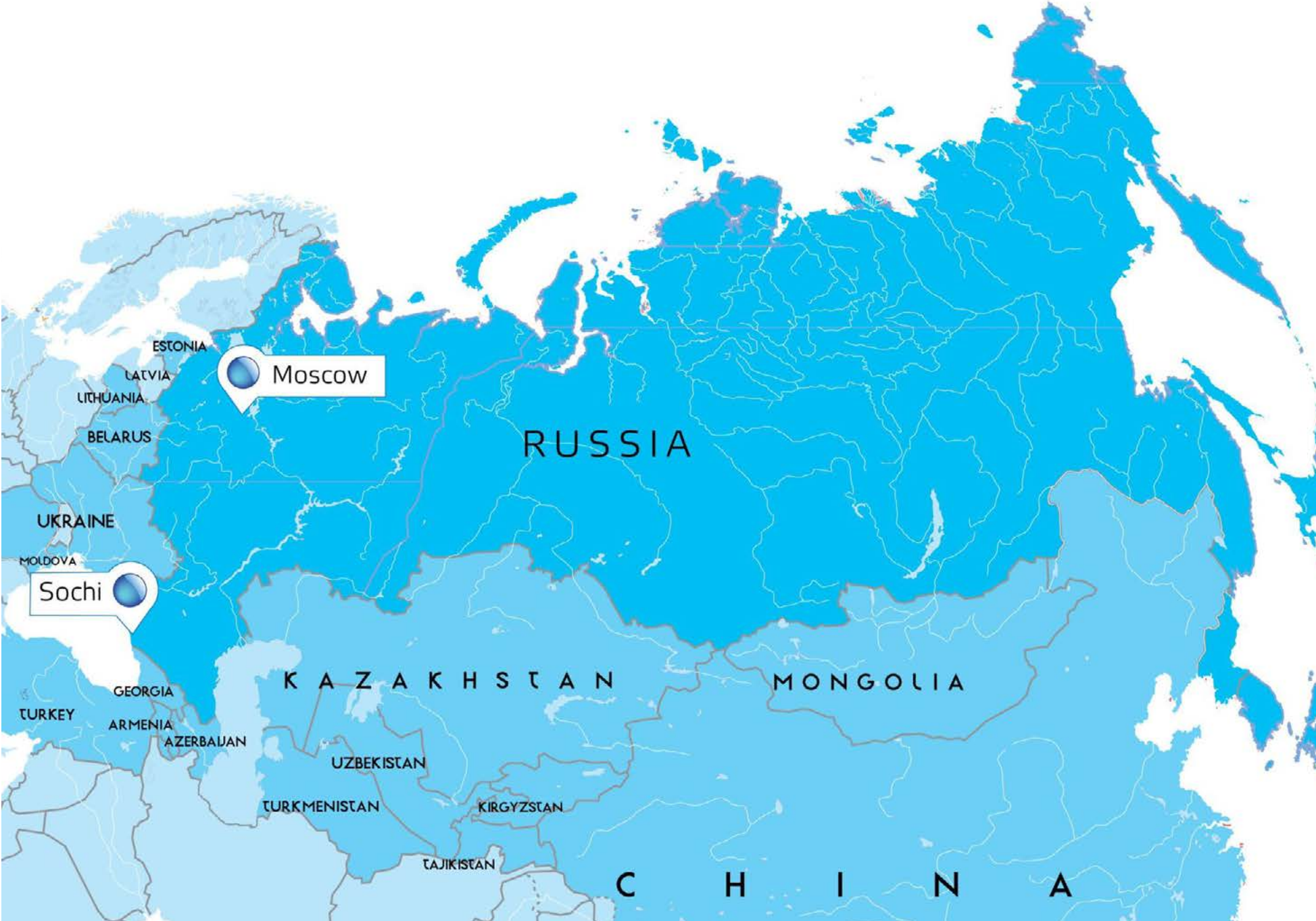
Training

IPC BIATHLON & CROSS-COUNTRY SKIING

PWG Nordic Skiing DCAS Laura V6.1 October 22 2013\_approved by IPC NS As of 2013-11-22

		6:30	6:45	7:00	7:15	7:30	7:45	8:00	8:15	8:30	8:45	9:00	9:15	9:30	9:45	10:00	10:15	10:30	10:45	11:00	11:15	11:30	11:45	12:00	12:15	12:30	12:45	13:00	13:15	13:30	13:45	14:00	14:15	14:30	14:45	15:00	15:15	15:30	15:45	16:00	16:15	16:30	16:45	17:00	17:15	17:30	17:45
Mar 1	BT Training	Date of Arrival																																													
	CC Training																																														
Mar 2	BT Training													BT Unofficial Training 10:00 - 15:00																																	
	CC Training													CC Unofficial Training 10:00 - 15:00																																	
Mar 3	BT Training													BT Unofficial Training 10:00 - 15:00																																	
	CC Training													CC Unofficial Training 10:00 - 15:00																																	
Mar 4	BT Training													BT Unofficial Training 10:00 - 15:00																																	
	CC Training													CC Unofficial Training 10:00 - 15:00																																	
Mar 5	BT Training													BT Unofficial Training 10:00 - 15:00																																	
	CC Training													CC Unofficial Training 10:00 - 15:00																																	
Mar 6	BT Training													BT Unofficial Training 10:00 - 15:00																																	
	CC Training													CC Unofficial Training 10:00 - 15:00																																	
Mar 7	BT Training													BT Official Training 9:00 - 14:00																																	
	CC Training													CC Official Training 9:00 - 14:00																																	
Mar 8	CC Training																									CC Official Training 14:45 - 16:45																					
	Competition													BT M 7.5km, W 6km Sitting 10:00 - 11:10						BT M 7.5km, W 6km Standing, Visually Impaired 12:00 - 14:20																											
Mar 9	BT Training													BT Unofficial Training 14:50 - 16:50																																	
	CC Training													CC Official Training 14:50 - 16:50																																	
	Competition													CC M 15 km Sitting 10:00-11:15						CC W 12 km Sitting 12:30-14:00																											
Mar 10	BT Training													BT Unofficial Training 15:52 - 17:52																																	
	CC Training													CC Unofficial Training 15:52 - 17:52																																	
	Competition													CC M 20km Classic, W 15km Classic Standing, Visually Impaired 10:00-14:40																																	
Mar 11	CC Training													CC Official Training 16:37 - 17:37																																	
	Competition													BT M 12.5km, W 10km Sitting 10:00 - 12:00												BT M 12.5km, W 10km Standing, Visually Impaired 13:00 - 15:45																					
Mar 12	BT Training													BT Unofficial Training 16:02 - 18:02																																	
	CC Training													CC Unofficial Training 16:02 - 18:02																																	
	Competition													CC 1 km Sprint Free All classes Qualification 10:00-11:40												CC 1 km Sprint Free All classes Semifinals, Finals 12:30-14:40																					
	BT Training													BT Official Training 10:00 - 15:00																																	
Mar 13	CC Training													CC Official Training 15:00 - 16:30																																	
	Competition													BT M 15km, W 12.5km Sitting 10:00 - 11:35												BT M 15km, W 12.5km Standing, Visually Impaired 12:30 - 16:40																					
Mar 15	CC Training													CC Official Training 14:00 - 16:00																																	
	Competition													CC 4x2.5km Mixed Relay All classes 10:00-11:00						CC 4x2.5km Open Relay All classes 12:00-13:00																											
Mar 16	Competition													CC M 10 km Free, W 5 km Free Standing, Visually Impaired 10:00-12:15												CC M 10 km, W 5 km Sitting 12:30-13:45																					

7 Map of Russia

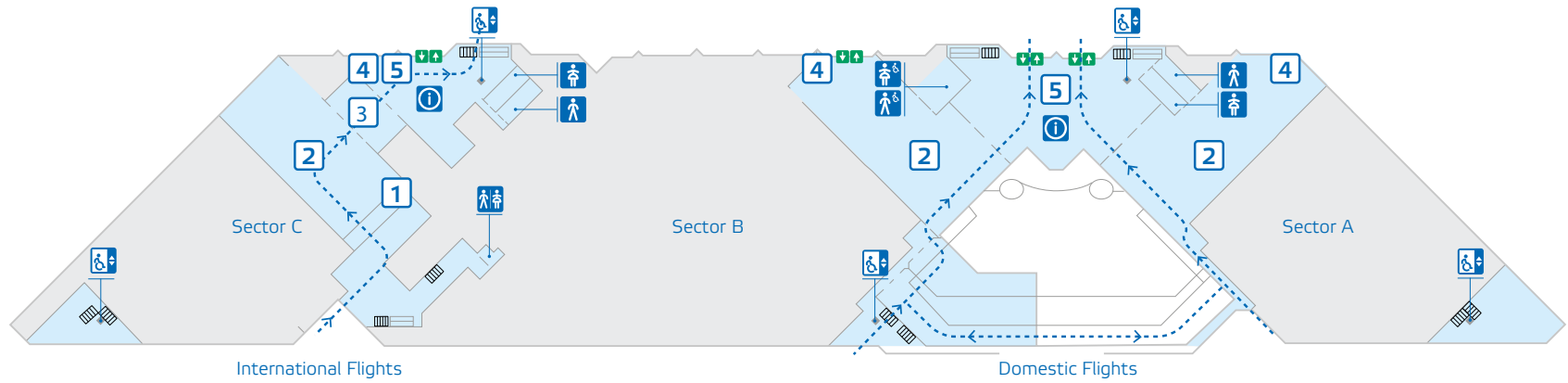


PARALYMPIC TERRITORY

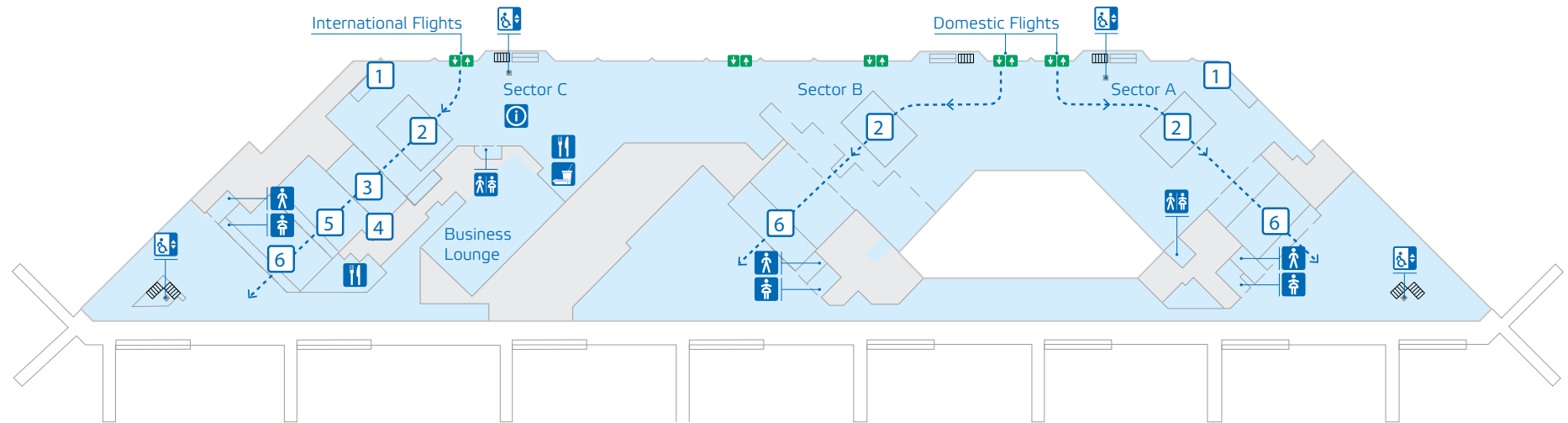


**Transport**

State border	Sochi Seaport
Road	Adler Seaport
Railway	Airport
Tunnel	
Paralympic Territory	



Toilets	Information	Baggage Claim Area
Toilets Men	Toilets Women Accessible	Customs
Toilets Women	Toilets Men Accessible	Accreditation Desks
Accessible Elevator	Passport Control	A&D, Transport, Accommodation Desks



Toilets



Toilets Men



Toilets Women



Accessible Elevator



Information



Restaurant



Snacks



Ticket Desks



Check-in Desks



Customs

Oversized Baggage  
Check-in Counter

Passport Control



Pre-flight Security Check

CITY OF SOCHI

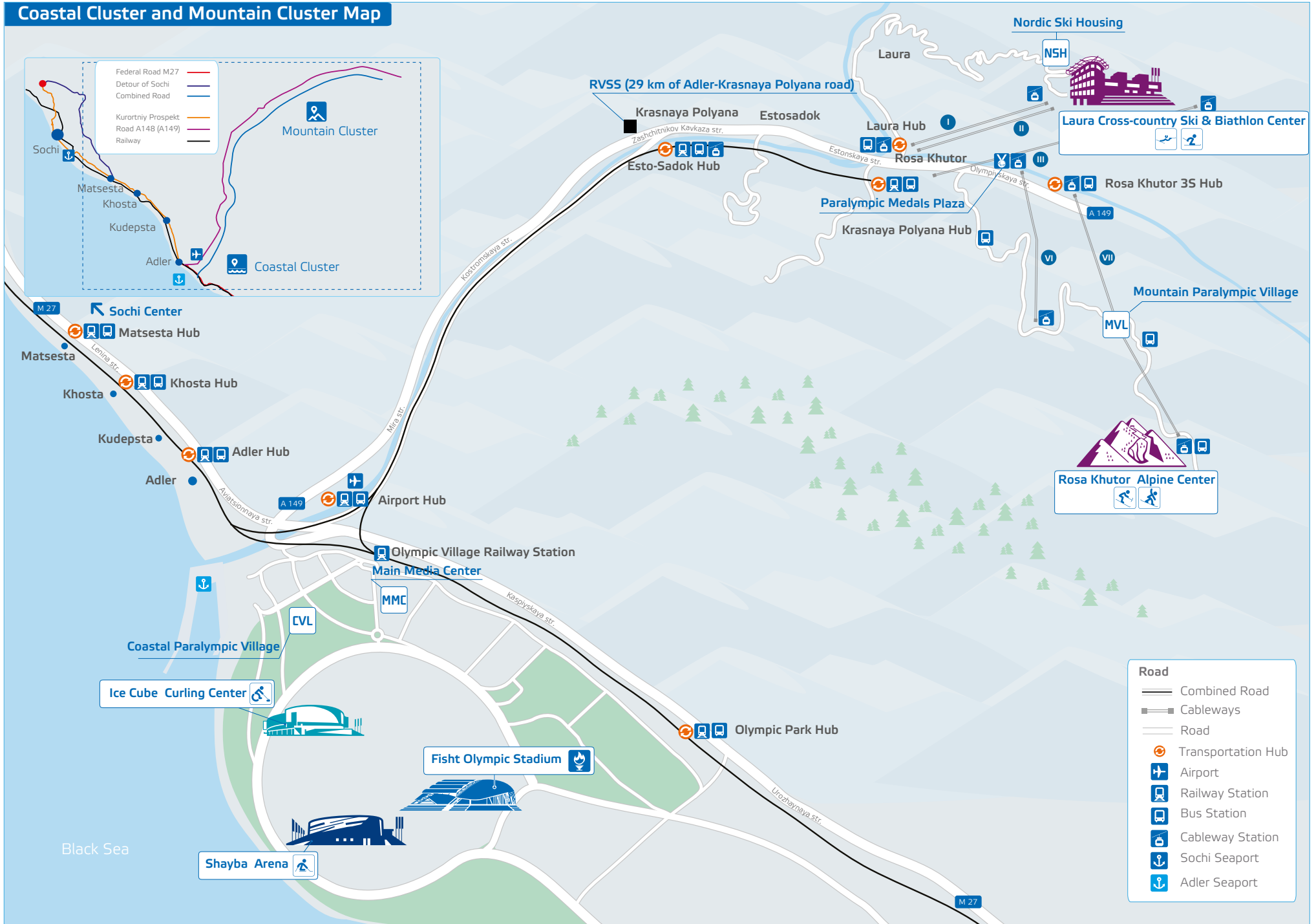


GAMES LANES

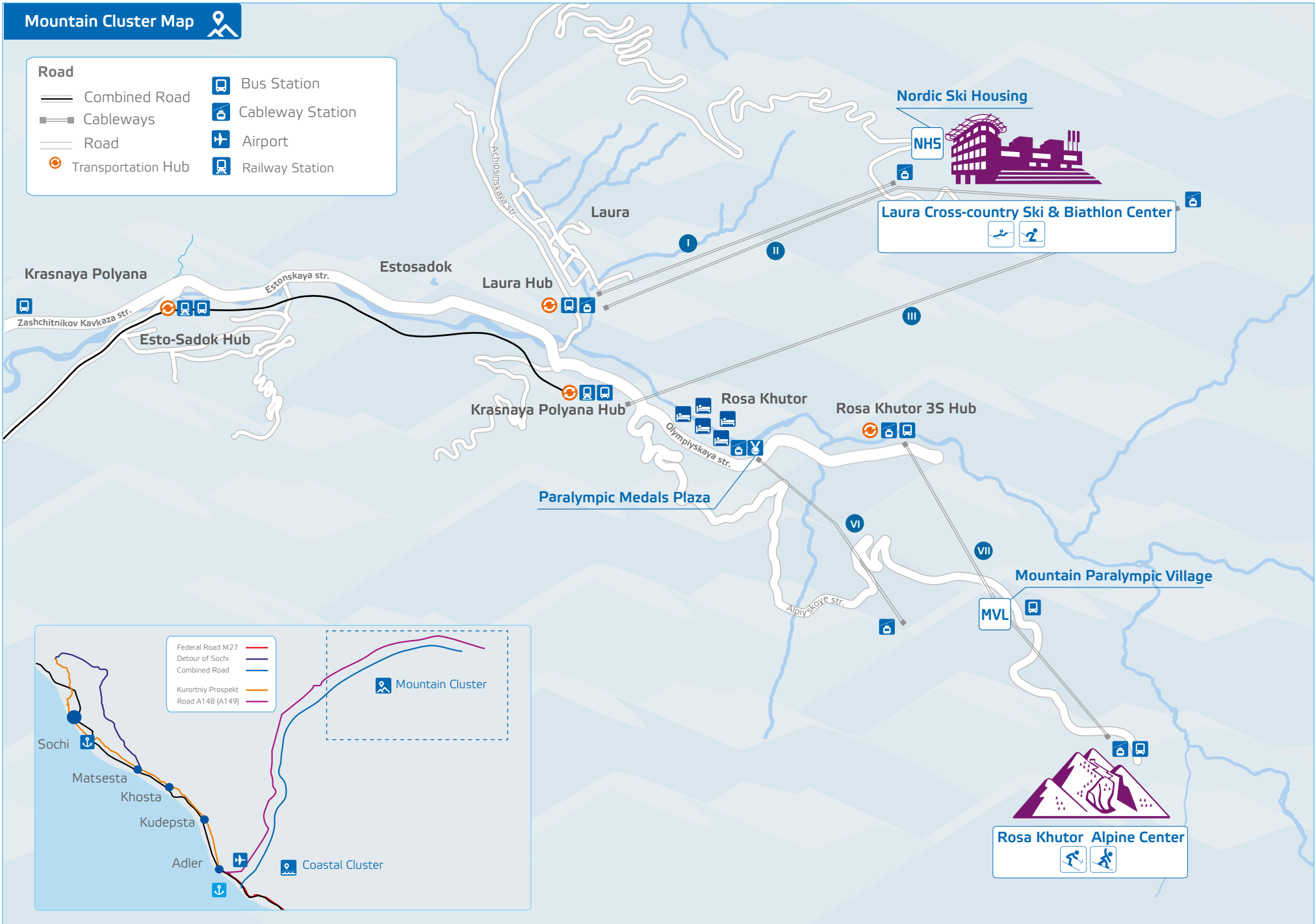




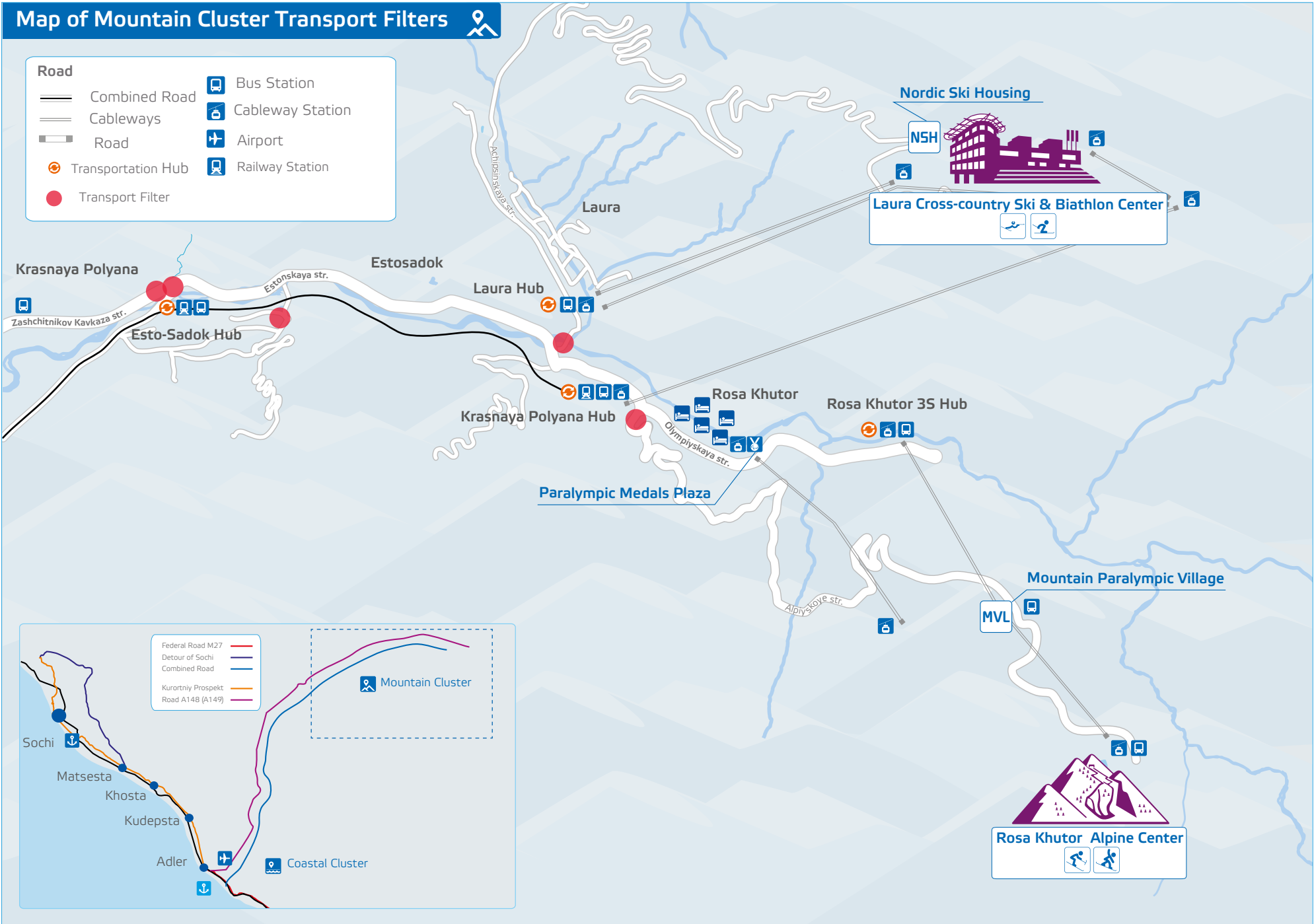
### Coastal Cluster and Mountain Cluster Map



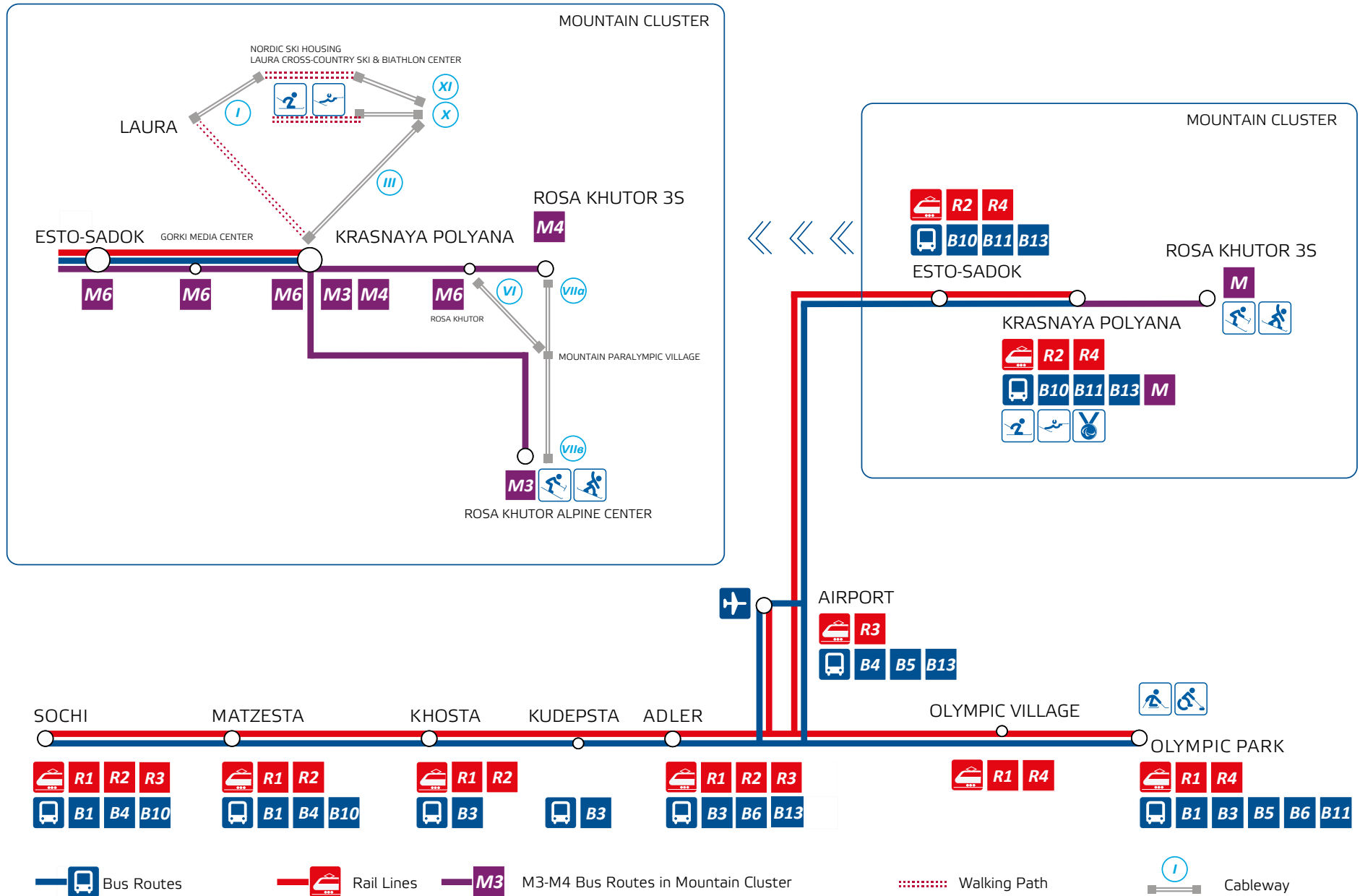

















# SPECTATORS AND ACCREDITED CLIENTS TRANSPORTATION



# 18 Cableway Network Operations

Cableway	Sign	From	To	Type	Capacity per Hour	Dates of Operation	Operation Period	Access
I		Laura Base Station	Laura Cross-Country Ski and Biathlon Center Nordic Ski Housing	Cabin for 8 persons	2000	07.01-31.03	Based on competition/training schedule	Ticketed spectators, Workforce, Marketing partners, NPC, IF, PF
II		Laura Base Station	Laura Cross-Country Ski and Biathlon Center Nordic Ski Housing	Cabin for 8 persons	2000	01.03-19.03	24 hours	NPC, Media, IF, PF
III		Krasnaya Polyana Hub	Laura Top Station	3S Cabin Up to 30 persons	3000	08.03-12.03, 14.03-16.03	Based on competition/training schedule	Ticketed spectators, Workforce, Marketing partners, Media, NPC, IF, PF
VI		Rosa Khutor 3S (Lower base)	Mountain Paralympic Village	Cabin for 8 persons	2800	07.01-25.03	24 hours (from 2:00 – 5:00 on-demand)	NPC, Workforce
VIIa		Rosa Khutor 3S	Mountain Paralympic Village	3S Cabin Up to 30 persons	4500	31.01-25.03	Based on competition/training schedule	Ticketed spectators, Workforce, Marketing partners, Media, NPC, IF, PF
VIIb		Mountain Paralympic Village	Rosa Khutor Alpine Center					
VIII	 	Mountain Media Village +540 m	Mountain Media Village +960	Cabin for 8 persons	2400	07.01-16.03	24 hours	Ticketed spectators, Workforce, Marketing partners, Media, NPC, IF, PF
X		Top Station Cableway III	Laura Cross-Country Ski and Biathlon Center	Cabin for 8 persons	1750	07.01-31.03	Based on competition/training schedule	Ticketed spectators, Workforce, Marketing partners, Media, NPC, IF, PF

# 19 Public Bus Routes

Route Number	Route Description	Bus Type	Operating Mode	Frequency, min	Estimated Travel Time, min
B1	Sochi Hub - Olympic Park Hub	Suburban Bus	Peak hour	2	57
			Normal	20	
B3	Khosta Hub - Olympic Park Hub	Accessible City Bus	Peak hour	10	39
			Normal	20	
B4	Sochi Hub - Airport Hub	Suburban Bus/Accessible Suburban Bus	Normal	30	48
B5	Olympic Park Hub - Airport Hub	Suburban Bus/Accessible Suburban Bus	Normal	30	17
B10	Sochi Hub - Krasnaya Polyana Hub	Suburban Bus/Accessible Suburban Bus	Peak hour	5	119
			Normal	20	
B11	Olympic Park Hub - Krasnaya Polyana Hub	Suburban Bus/Accessible Suburban Bus	Normal	30	83
M3	Krasnaya Polyana Hub - Rosa Khutor Alpine Center	Suburban Bus/Accessible Suburban Bus	Peak hour	2	22
			Normal	15	
M4	Krasnaya Polyana Hub - Rosa Khutor 3S Cableway Base Station	Suburban Bus/Accessible Suburban Bus	Peak hour	2	18
			Normal	15	
M6	Rosa Khutor Hub – Rosa Khutor Hotels	Accessible City Bus	Peak hour	3	15
			Normal	30	
			As of December 2013		



## Railway Routes Timings

	Sochi	Matsesta		Khosta		Adler		Olympic Village		Olympic Park
<b>R1</b>	Departure 0:31	Arrival 0:41	Departure 0:42	Arrival 0:51	Departure 0:52	Arrival 1:03	Departure 1:09	Arrival 1:17	Departure 1:18	Arrival 1:22

Reverse	Olympic Park	Olympic Village		Adler		Khosta		Matsesta		Sochi
<b>R1</b>	Departure 7:29	Arrival 7:33	Departure 7:34	Arrival 7:42	Departure 7:46	Arrival 7:57	Departure 7:58	Arrival 8:07	Departure 8:08	Arrival 8:18

	Sochi	Matsesta		Khosta		Adler		Esto-Sadok		Krasnaya Polyana
<b>R2</b>	Departure 0:07	Arrival 0:17	Departure 0:19	Arrival 0:28	Departure 0:28	Arrival 0:39	Departure 0:43	Arrival 1:31	Departure 1:32	Arrival 1:36

Reverse	Krasnaya Polyana	Esto-Sadok		Adler		Khosta		Matsesta		Sochi
<b>R2</b>	Departure 7:04	Arrival 7:08	Departure 7:10	Arrival 7:52	Departure -	Arrival -	Departure -	Arrival -	Departure -	Arrival -

	Sochi	Matsesta		Khosta		Adler		Airport
<b>R3</b>	Departure 0:25	Arrival 0:35	Departure 0:35	Arrival 0:45	Departure 0:45	Arrival 0:57	Departure 0:59	Arrival 1:08

Reverse	Airport	Adler		Khosta		Matsesta		Sochi
<b>R3</b>	Departure 0:39	Arrival 0:48	Departure -	Arrival -	Departure -	Arrival -	Departure -	Arrival -

	Olympic Park	Olympic Village		Esto-Sadok		Krasnaya Polyana
<b>R4</b>	Departure 6:36	Arrival 6:40	Departure 6:41	Arrival 7:26	Departure 7:27	Arrival 7:31

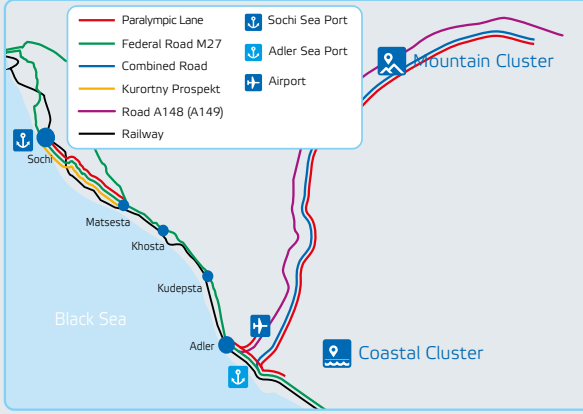
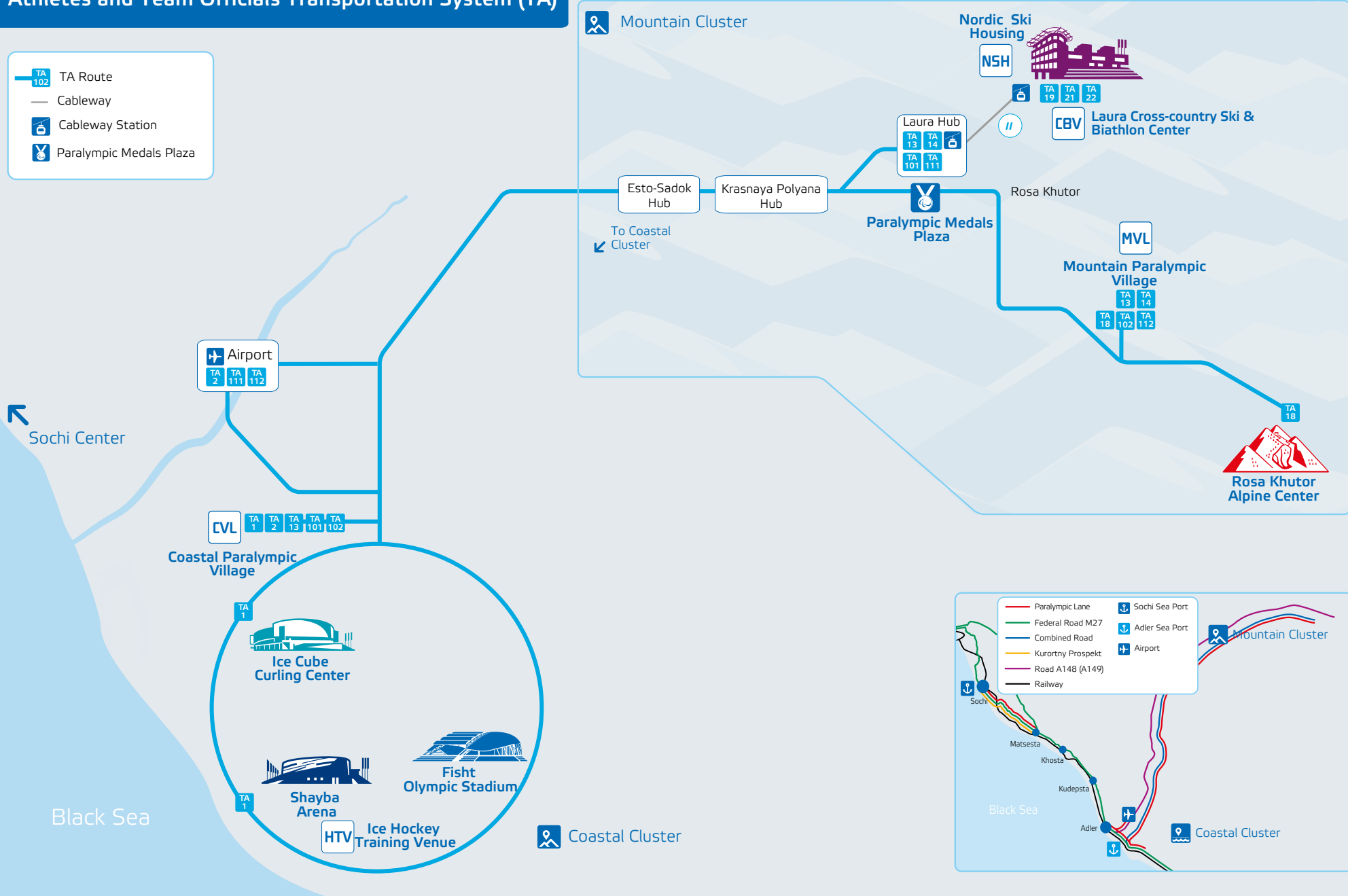
Reverse	Krasnaya Polyana	Esto-Sadok		Olympic Village		Olympic Park
<b>R4</b>	Departure 0:00	Arrival 0:05	Departure 0:09	Arrival 7:26	Departure 7:27	Arrival 7:31

**Frequency:**  
 R1 - 20 min  
 R2 - 60 min  
 R3 - 90 min  
 R4 - 120 min

As of December 2013

# Athletes and Team Officials Transportation System (TA)

TA Route  
 Cableway  
 Cableway Station  
 Paralympic Medals Plaza

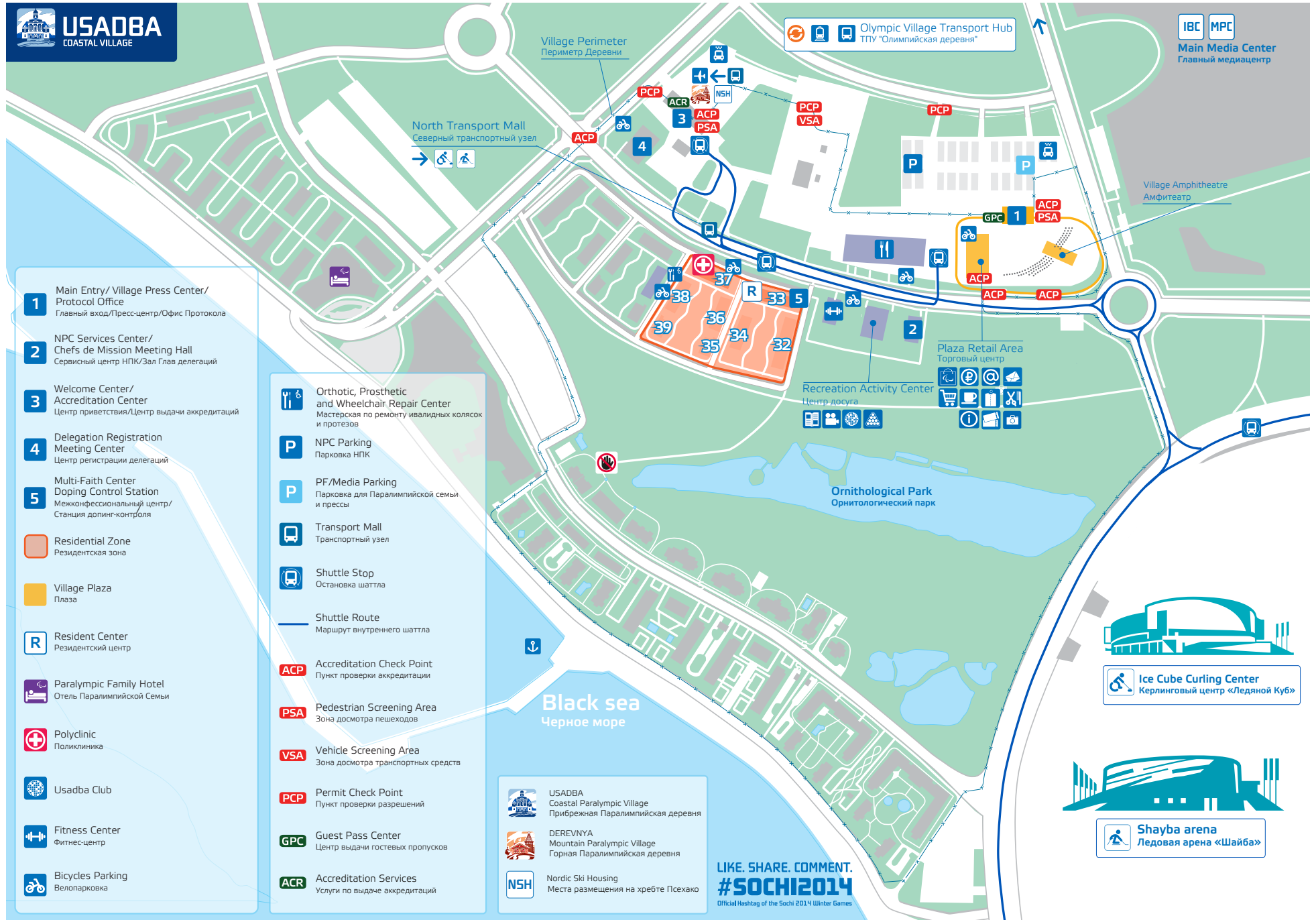


## 22. TA Routes Table

Route Number	From	To	Operational Dates	Operational Hours	Frequency	Travel Time	Route Length (m)	Bus Type
TA1	Coastal Paralympic Village	Olympic Park	01.03-16.03	Based on competition/ training schedule	15 min	27 min	8550	Accessible City Bus
TA2	Sochi Airport	Welcome Center	01.03-19.03	24 hours	30 min/60 min	15 min	6750	Accessible City Bus/Suburban
TA101	Welcome Center	Laura Hub	01.03-07.03	24 hours	30 min/60 min	73 min	48000	Accessible City Bus/Coach
TA102	Welcome Center	Mountain Paralympic Village	01.03-07.03	24 hours	30 min/60 min	84 min	56000	Accessible City Bus/Coach
TA111	Laura Hub	Sochi Airport	16.03-19.03	24 hours	30 min/60 min	74 min	51000	Accessible City Bus/Coach
TA112	Mountain Paralympic Village	Sochi Airport	16.03-19.03	24 hours	30 min/60 min	89 min	59150	Accessible City Bus/Coach
TA13	Welcome Center	Mountain Paralympic Village	08.03-19.03	24 hours	45 min/120 min	100 min	57800	Accessible City Bus/Coach
TA14	Mountain Paralympic Village	Laura Hub	01.03-16.03	05:00 - 01:00	60 min	22 min	10400	Accessible City Bus
TA18	Mountain Paralympic Village	Rosa Khutor Alpine Center	01.03-16.03	24 hours	5 min/60 min	11 min	2800	Accessible Minibus/Minibus
TA19	Nordic Ski Housing (Hotel Complex)	Cross-Country Stadium	01.03-16.03	05:00 - 01:00*	10 min	10 min	2685	Accessible Minibus/Minibus
TA21	Nordic Ski Housing (Hotel Complex)	Laura Top Station	01.03-19.03	24 hours	15 min	9 min	2165	Accessible Minibus/Minibus
TA22	Cross-Country Stadium	Biathlon Stadium	01.03-16.03	Based on competition/ training schedule	10 min	10 min	2500	Accessible Minibus
TA TS	Coastal Paralympic Village	Shayba Arena	01.03-19.03	05:00 - 01:00	-	-	-	Accessible City Bus
TA TS	Coastal Paralympic Village	Ice Cube Curling Center	01.03-19.03	05:00 - 01:00	-	-	-	Accessible City Bus
TA131 CER	Laura Hub	Bolshoy	07.03, 16.03	16:43 - 00:12	-	79 min	51850	Accessible City Bus/Coach
TA132 CER	Mountain Paralympic Village	Bolshoy	07.03, 16.03	15:00 - 02:00	-	97 min	60157	Accessible City Bus/Coach

\*Based on competition/training schedule

As of December 2013



- 1** Main Entry/Village Press Center/ Protocol Office  
Главный вход/Пресс-центр/Офис Протокола
- 2** NPC Services Center/ Chefs de Mission Meeting Hall  
Сервисный центр НПК/Зал Глав делегаций
- 3** Welcome Center/ Accreditation Center  
Центр приветствия/Центр выдачи аккредитаций
- 4** Delegation Registration Meeting Center  
Центр регистрации делегаций
- 5** Multi-Faith Center Doping Control Station  
Межконфессиональный центр/ Станция допинг-контроля
- Residential Zone**  
Резидентская зона
- Village Plaza**  
Плаза
- R** Resident Center  
Резидентский центр
- Paralympic Family Hotel**  
Отель Паралимпийской Семьи
- Polyclinic**  
Поликлиника
- Usadba Club**
- Fitness Center**  
Фитнес-центр
- Bicycles Parking**  
Велопарковка

- Orthotic, Prosthetic and Wheelchair Repair Center**  
Мастерская по ремонту инвалидных колясок и протезов
- P** NPC Parking  
Парковка НПК
- P** PF/Media Parking  
Парковка для Паралимпийской семьи и прессы
- Transport Mall**  
Транспортный узел
- Shuttle Stop**  
Остановка шаттла
- Shuttle Route**  
Маршрут внутреннего шаттла
- ACP** Accreditation Check Point  
Пункт проверки аккредитации
- PSA** Pedestrian Screening Area  
Зона досмотра пешеходов
- VSA** Vehicle Screening Area  
Зона досмотра транспортных средств
- PCP** Permit Check Point  
Пункт проверки разрешений
- GPC** Guest Pass Center  
Центр выдачи гостевых пропусков
- ACR** Accreditation Services  
Услуги по выдаче аккредитаций

- USADBA**  
Coastal Paralympic Village  
Прибрежная Паралимпийская деревня
- DEREVNYA**  
Mountain Paralympic Village  
Горная Паралимпийская деревня
- NSH**  
Nordic Ski Housing  
Места размещения на хребте Псегахо

LIKE. SHARE. COMMENT.  
**#SOCHI2014**  
Official Hashtag of the Sochi 2014 Winter Games



Village Amphitheatre  
Амфитеатр

Black sea  
Черное море

Village Perimeter  
Периметр Деревни

North Transport Mall  
Северный транспортный узел

Olympic Village Transport Hub  
ТПУ "Олимпийская деревня"

Main Media Center  
Главный медиацентр

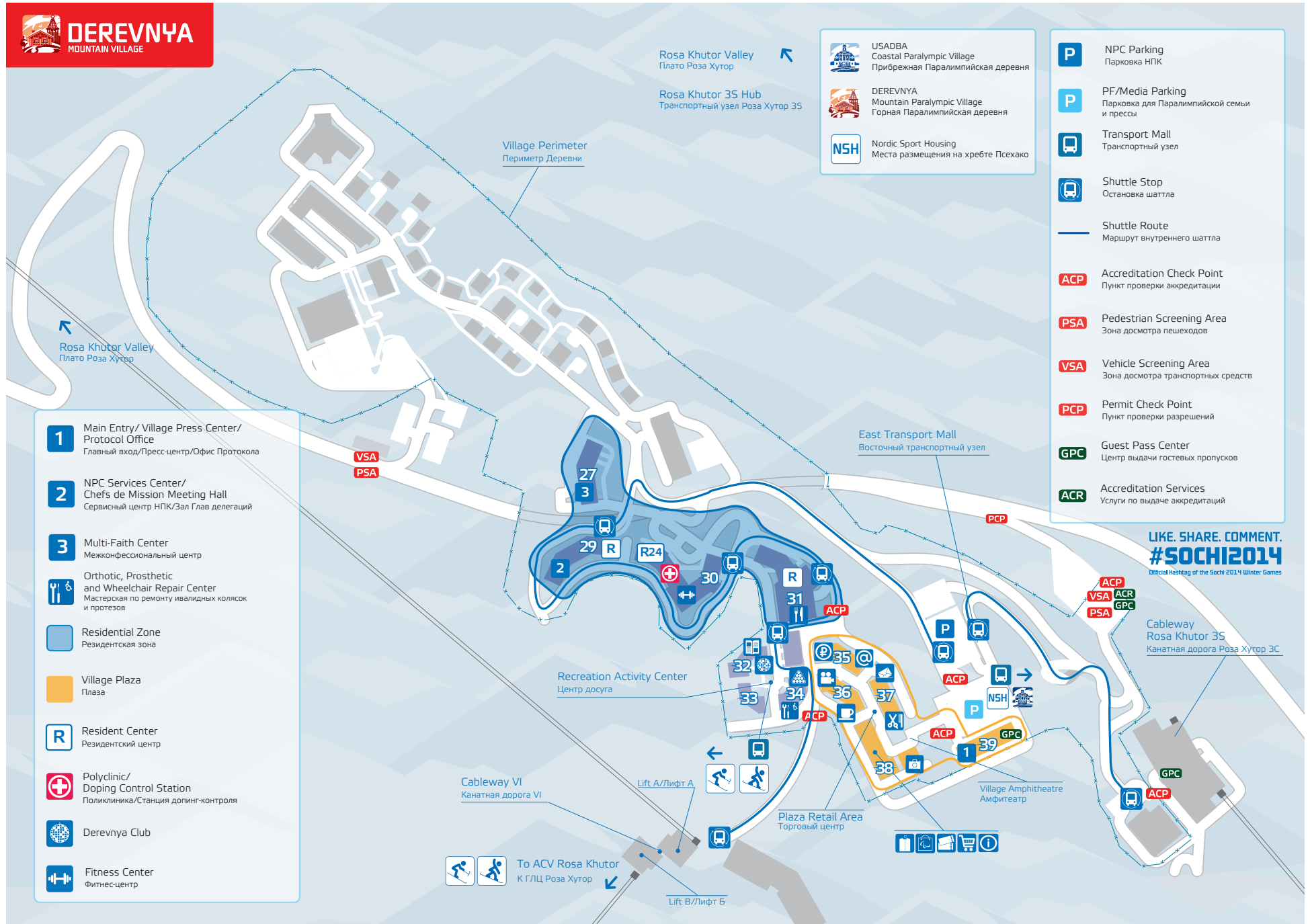
Plaza Retail Area  
Торговый центр

Recreation Activity Center  
Центр досуга

Ornithological Park  
Орнитологический парк



**DEREVNYA**  
MOUNTAIN VILLAGE



Rosa Khutor Valley  
Плато Роза Хутор

Rosa Khutor 3S Hub  
Транспортный узел Роза Хутор 3S

Village Perimeter  
Периметр Деревни

- USADBA  
Coastal Paralympic Village  
Прибрежная Паралимпийская деревня
- DEREVNYA  
Mountain Paralympic Village  
Горная Паралимпийская деревня
- NSH  
Nordic Sport Housing  
Места размещения на хребте Псежахо

- NPC Parking  
Парковка НПК
- PF/Media Parking  
Парковка для Паралимпийской семьи и прессы
- Transport Mall  
Транспортный узел
- Shuttle Stop  
Остановка шаттла
- Shuttle Route  
Маршрут внутреннего шаттла
- Accreditation Check Point  
Пункт проверки аккредитации
- Pedestrian Screening Area  
Зона досмотра пешеходов
- Vehicle Screening Area  
Зона досмотра транспортных средств
- Permit Check Point  
Пункт проверки разрешений
- Guest Pass Center  
Центр выдачи гостевых пропусков
- Accreditation Services  
Услуги по выдаче аккредитаций

LIKE. SHARE. COMMENT.  
**#SOCHI2014**  
Official hashtag of the Sochi 2014 Winter Games

**1** Main Entry/ Village Press Center/  
Protocol Office  
Главный вход/Пресс-центр/Офис Протокола

**2** NPC Services Center/  
Chefs de Mission Meeting Hall  
Сервисный центр НПК/Зал Глав делегаций

**3** Multi-Faith Center  
Межконфессиональный центр

Orthotic, Prosthetic  
and Wheelchair Repair Center  
Мастерская по ремонту инвалидных колясок  
и протезов

Residential Zone  
Резидентская зона

Village Plaza  
Плаза

Resident Center  
Резидентский центр

Polyclinic/  
Doping Control Station  
Поликлиника/Станция допинг-контроля

Derevnya Club

Fitness Center  
Фитнес-центр

Recreation Activity Center  
Центр досуга

East Transport Mall  
Восточный транспортный узел

Cableway VI  
Канатная дорога VI

Lift A/Лифт А

Plaza Retail Area  
Торговый центр

Village Amphitheatre  
Амфитеатр

Cableway  
Rosa Khutor 3S  
Канатная дорога Роза Хутор 3С

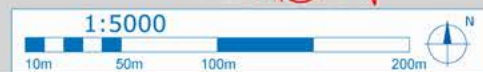
To ACV Rosa Khutor  
К ГЛЦ Роза Хутор

Lift B/Лифт Б

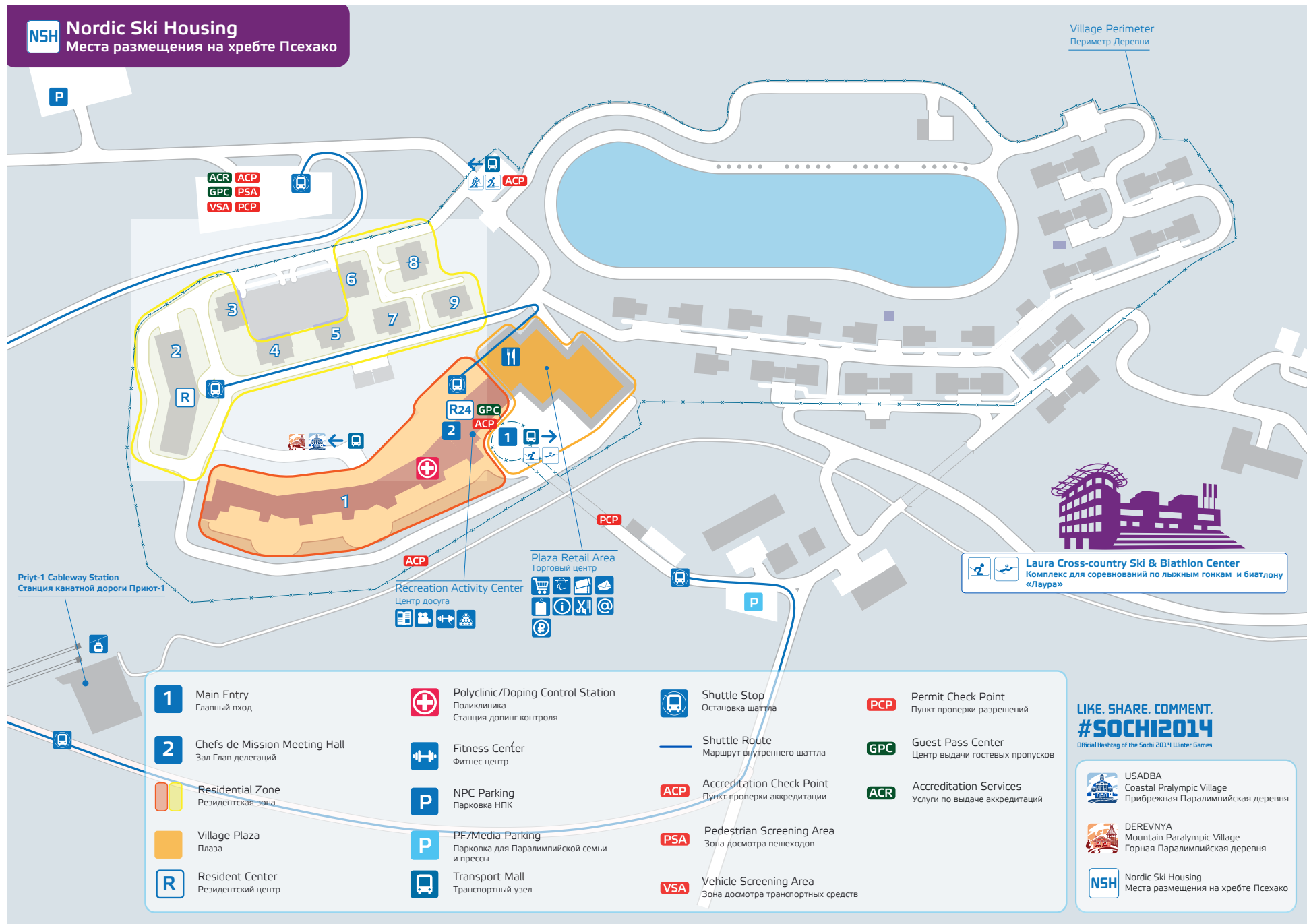
# Mountain Paralympic Village (MVL)



<b>PCP</b>	Permit Check Point	<b>TA 13</b>	CVL-LAH-MVL
<b>VSA</b>	Vehicle Screening Area	<b>TA 14</b>	MVL-LAH
<b>ACP</b>	Accreditation Check Point	<b>TA 18</b>	MVL - ACV
<b>PSA</b>	Pedestrian Screening Area	<b>TA 102</b>	MVL-Welcome Center
	Bus Load Zone	<b>TA 112</b>	MVL-SAB
	Car Load Zone	<b>S</b>	Village Internal Shuttle
<b>P<sub>3</sub></b>	Parking for NPC Dedicated Vehicles		External Security Perimeter
<b>P<sub>8</sub></b>	Parking for NPC Rate Card Vehicles		TA Route
	Cableway Station		Accessible Walking Route
<b>VI</b>	MVL-RHH3S (Lower Base)		NPC Dedicated Vehicles Route
<b>VII</b>	RHH3S-ACV		Village Internal Shuttle



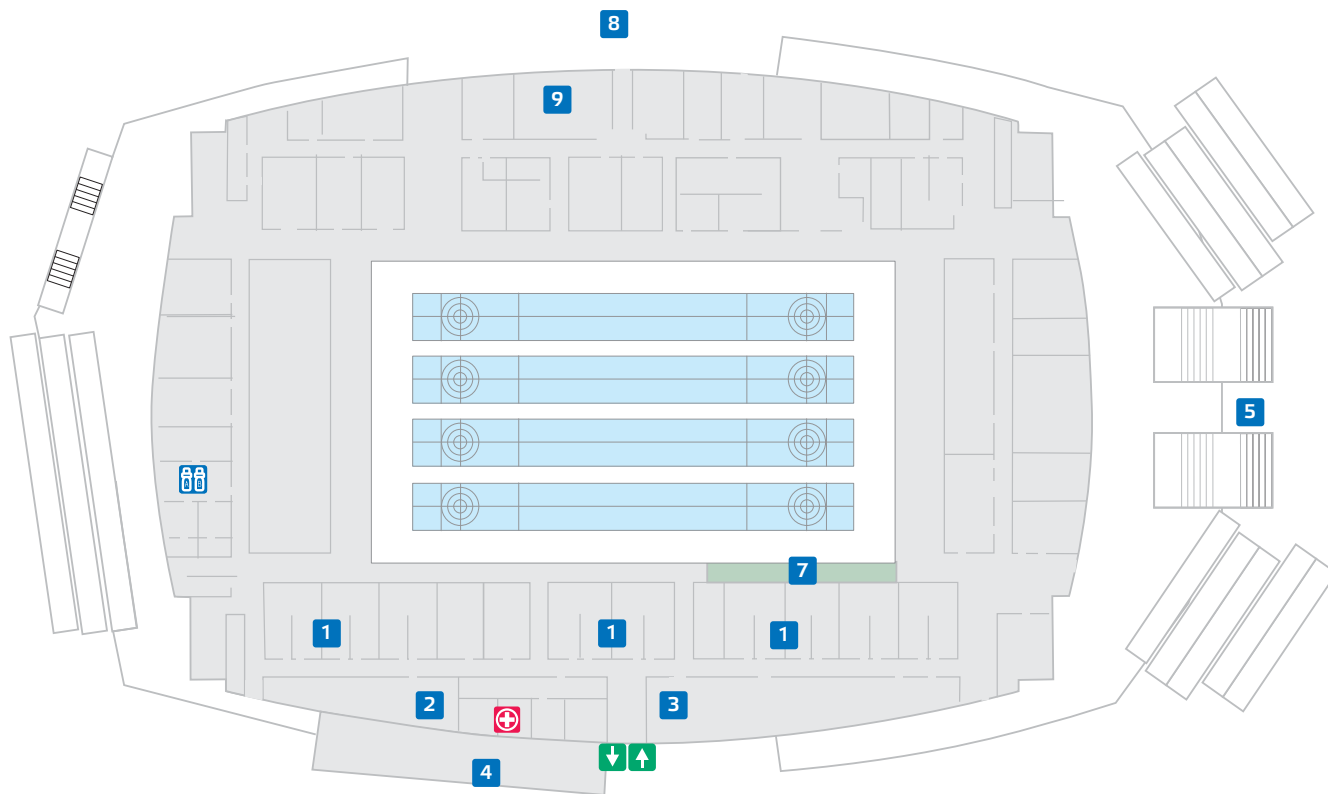
**NSH Nordic Ski Housing**  
Места размещения на хребте Псехако



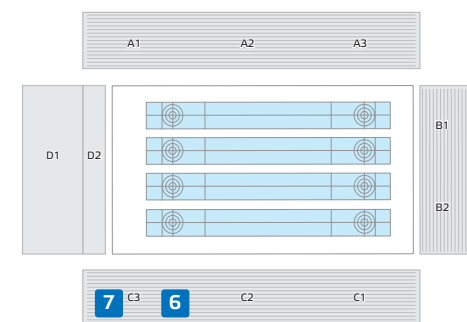


# Nordic Ski Housing (NSH)



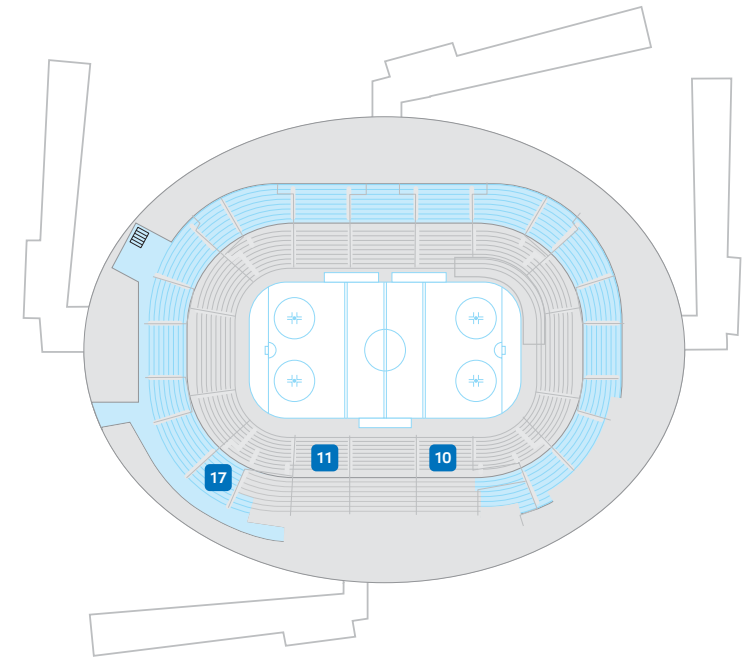
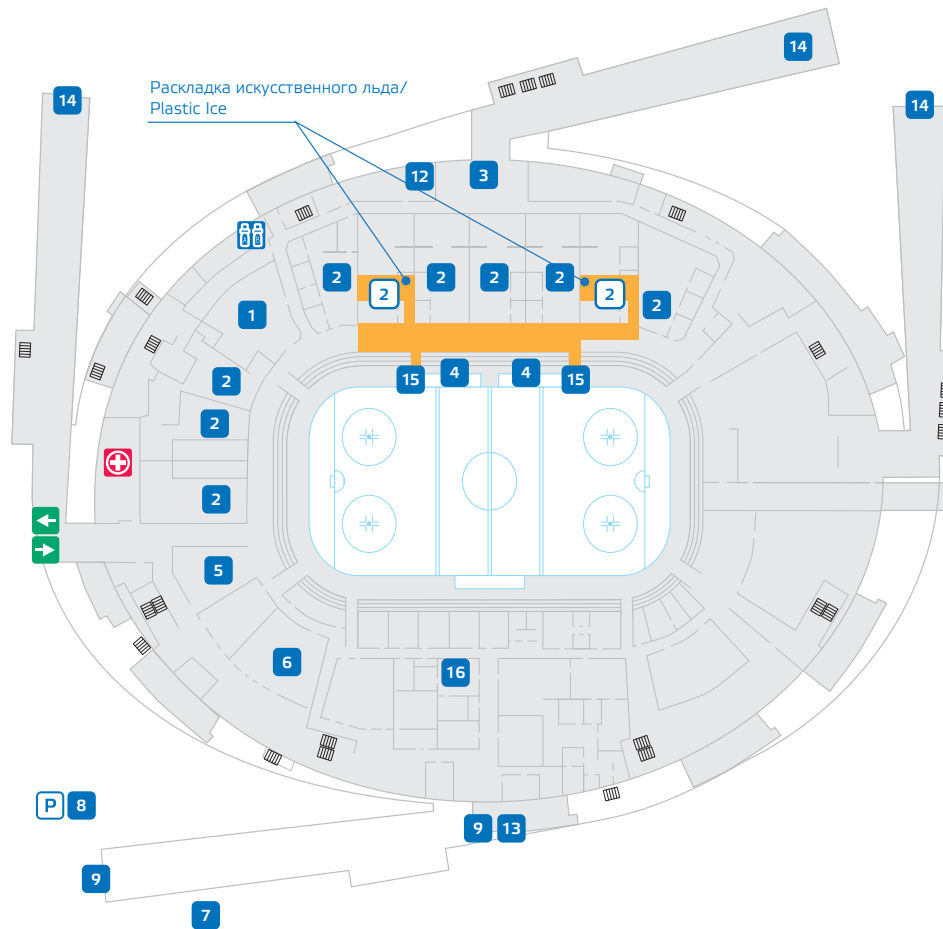


Трибуны | Stands

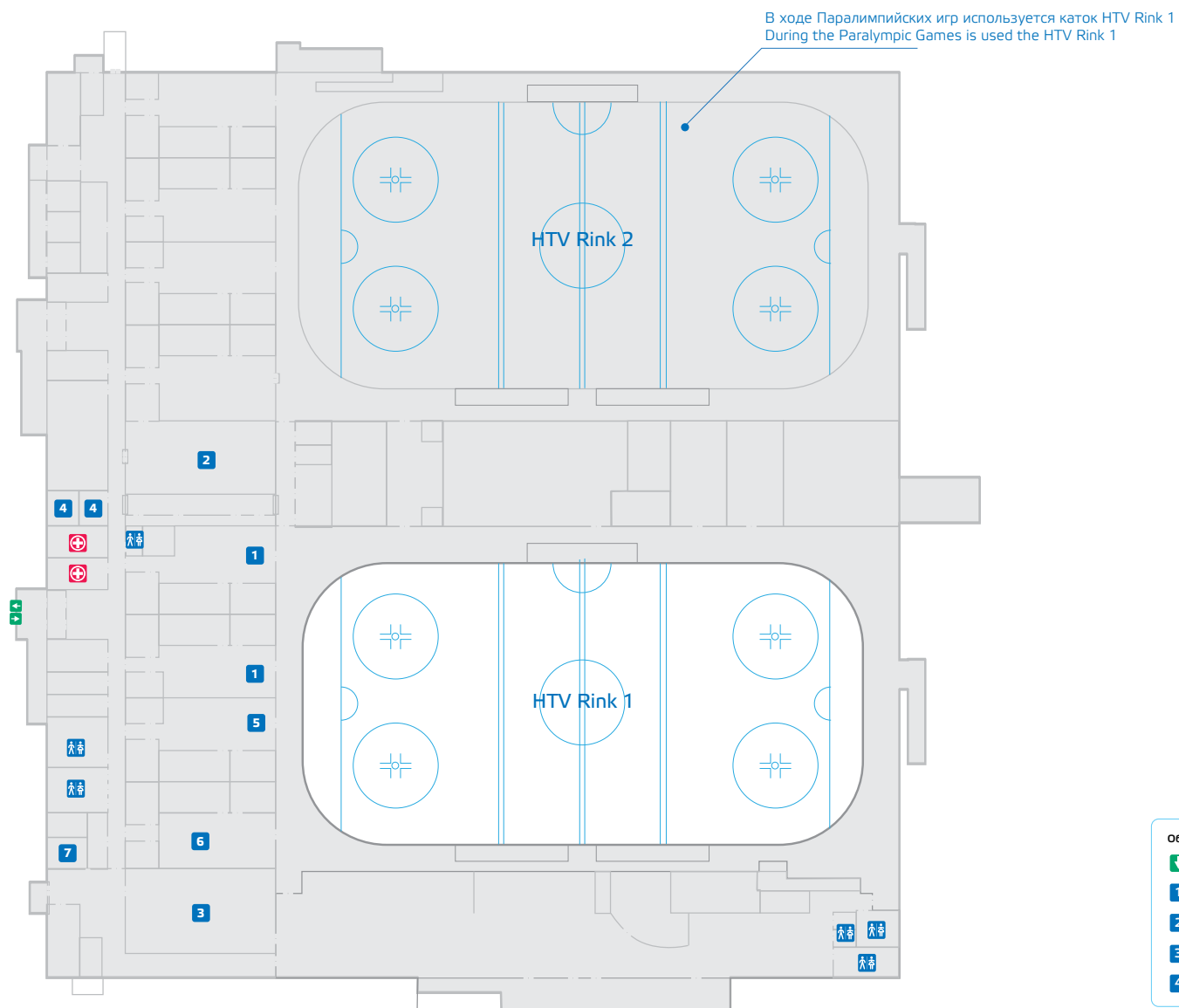


## Обозначения | Other

- |  |   |  |   |
|--|---|--|---|
|  | Вход/выход спортсменов<br>Athlete entry/exit            |  | Трибуна для спортсменов<br>Athletes stand                                     |
|  | Раздевалки для спортсменов<br>Athletes changing rooms   |  | Вход/выход для международной федерации<br>International federation entry/exit |
|  | Зона разминки спортсменов<br>Athletes warm-up area      |  | Помещение для судей<br>Umpires room   |
|  | Зона отдыха спортсменов<br>Athletes lounge              |  | Пункт первой помощи<br>Athlete medical service                                |
|  | Зона для общения с прессой<br>Mixed zone                |  | Допинг-контроль<br>Doping control   |
|  | Вход для зрителей<br>Spectators entrance                |  |   |
|  | Трибуна Паралимпийской семьи<br>Paralympic Family stand |  |   |



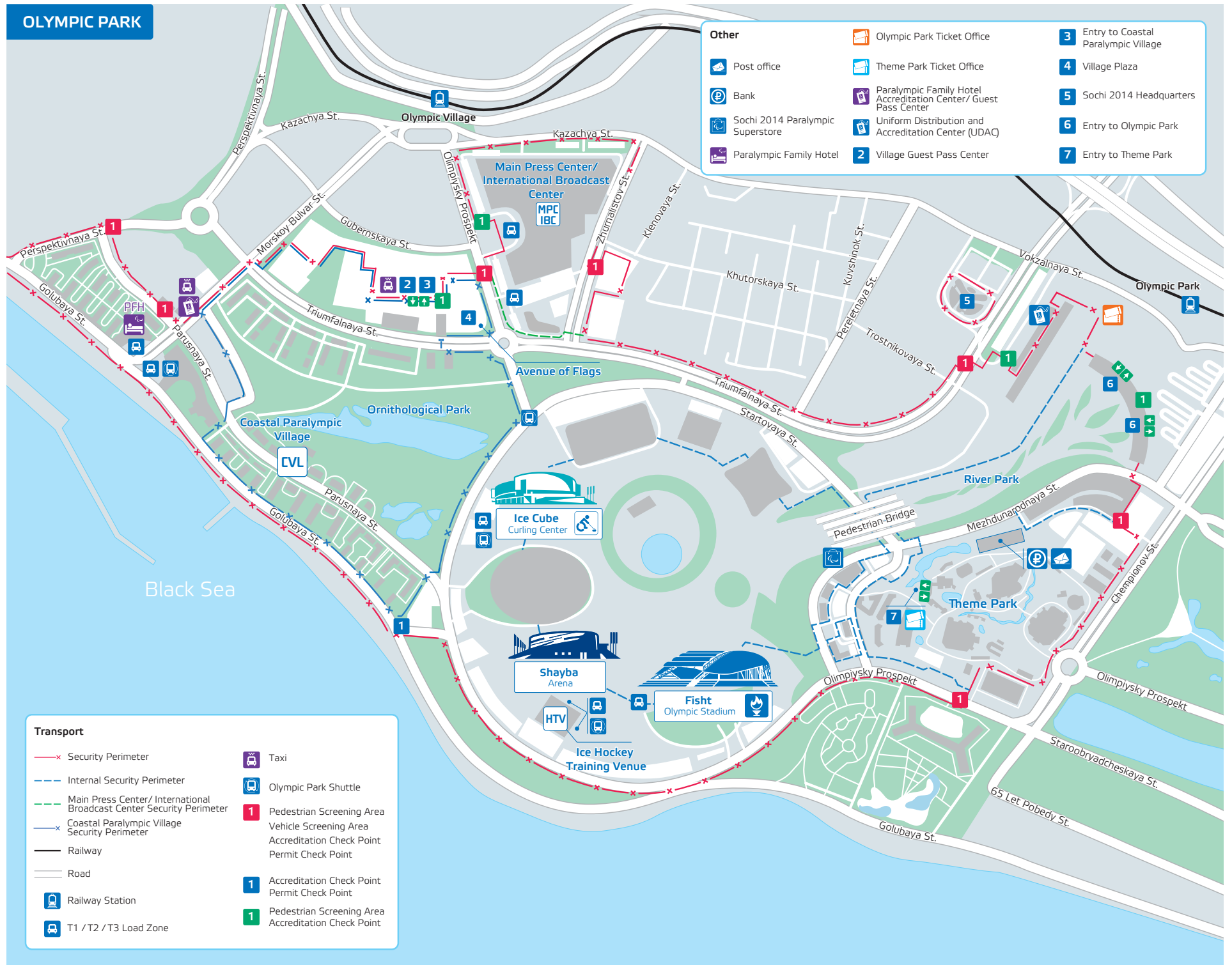
- |          |   |           |  |
|----------|---|-----------|--|
|          | Athletes entry/exit<br>Вход/выход для спортсменов                   | <b>10</b> | Paralympic Family stand<br>Трибуна Паралимпийской семьи                                      |
|          | Athletes medical<br>Медицинский пункт для спортсменов               | <b>11</b> | Athletes stand<br>Трибуна для спортсменов  |
|          | Doping control<br>Допинг-контроль                                   | <b>12</b> | Skate sharpening and equipment repair center<br>Комната заточки коньков и ремонта экипировки |
| <b>1</b> | Athletes warm-up area<br>Зона разминки спортсменов                  | <b>13</b> | IPC entry/ Exit<br>Вход/ выход для МПК   |
| <b>2</b> | Athletes changing rooms<br>Раздевалки для спортсменов               | <b>14</b> | Spectators entry/exit<br>Вход/выход для зрителей   |
| <b>3</b> | Athletes lounge<br>Зона отдыха спортсменов                          | <b>15</b> | Entry on ice<br>Выход спортсменов на лед   |
| <b>4</b> | Players benches<br>Скамейки для игроков                             | <b>16</b> | IPC zone<br>Зона МПК   |
| <b>5</b> | Mixed zone<br>Микс-зона   | <b>17</b> | IPC tribune<br>Трибуна МПК   |
| <b>6</b> | Press-conference room<br>Зал для пресс-конференций                  | <b>2</b>  | Games changing rooms<br>Игровые раздевалки   |
| <b>7</b> | Athletes drop-off zone<br>Зона высадки для спортсменов              | <b>P</b>  | Parking<br>Парковка  |
| <b>8</b> | NPC parking<br>Стоянка НПК  |           |  |
| <b>9</b> | Paralympic Family entry/exit<br>Вход/выход для Паралимпийской семьи |           |  |



## Обозначения | Other

- |  |  |  |  |
|--|--|--|--|
|  | Вход/выход спортсменов<br>Athlete entry/exit       |  | Комната сушки для ИТО<br>ITO's Drying Room       |
|  | Раздевалки для команд<br>Team dressing rooms       |  | Командный сервисный центр<br>Team Service Center |
|  | Зона разминки спортсменов<br>Athletes warm-up area |  | Спорт офис<br>Sport Office                       |
|  | Рабочая зона прессы<br>The working press zone      |  | Пункт первой помощи<br>Athlete medical service   |
|  | Заточка коньков<br>Skate sharpening                |  | Туалет<br>Toilet                                 |

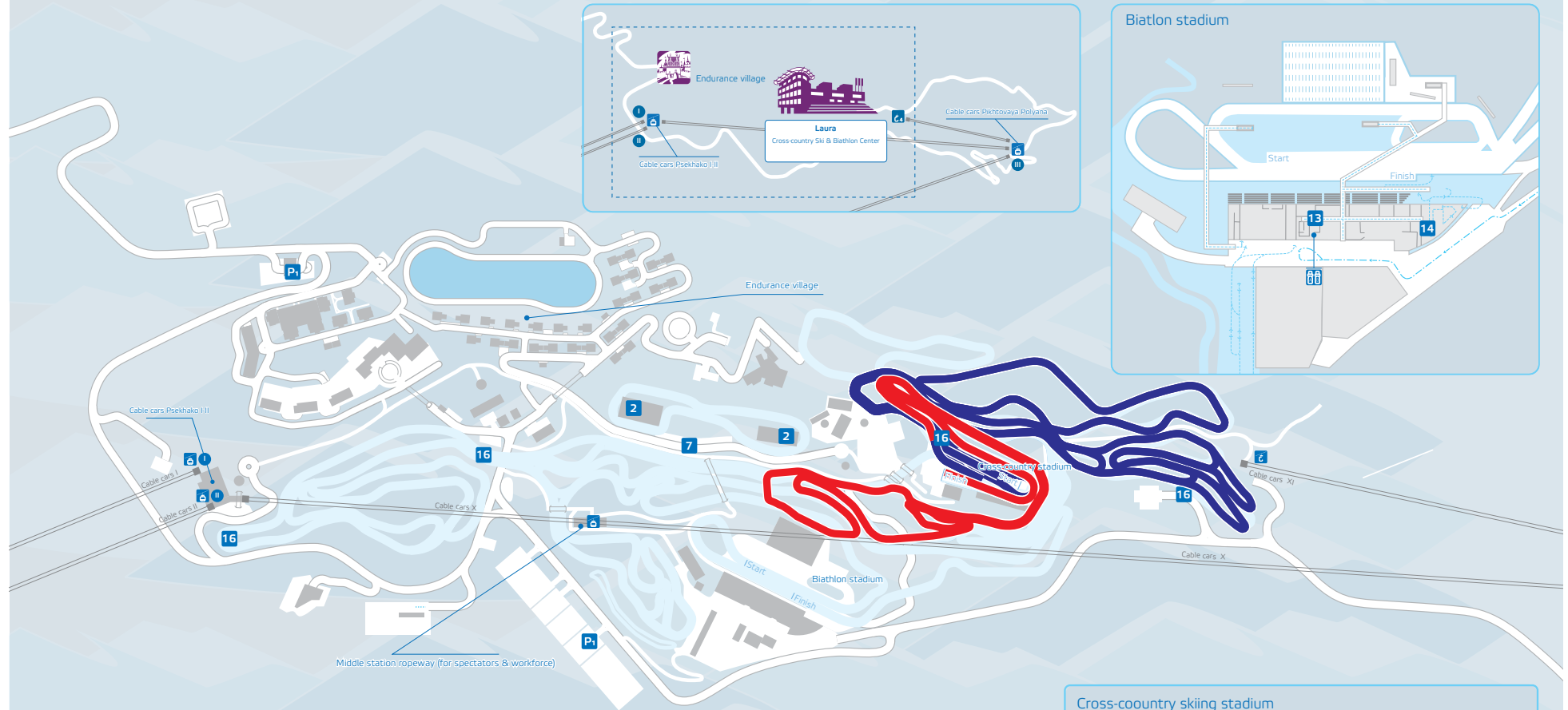
OLYMPIC PARK



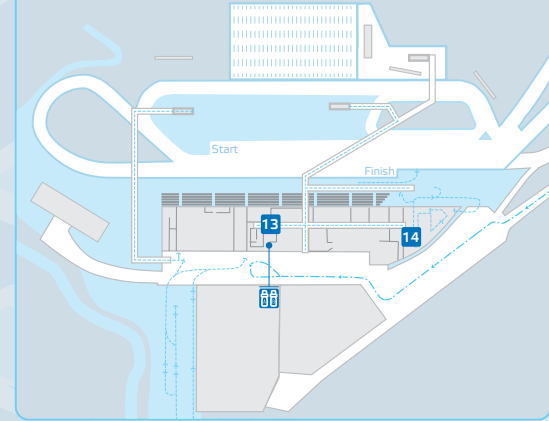
- Other**
- Post office
  - Bank
  - Sochi 2014 Paralympic Superstore
  - Paralympic Family Hotel
  - Olympic Park Ticket Office
  - Theme Park Ticket Office
  - Paralympic Family Hotel Accreditation Center/ Guest Pass Center
  - Uniform Distribution and Accreditation Center (UDAC)
  - Village Guest Pass Center
  - Entry to Coastal Paralympic Village
  - Village Plaza
  - Sochi 2014 Headquarters
  - Entry to Olympic Park
  - Entry to Theme Park

**Transport**

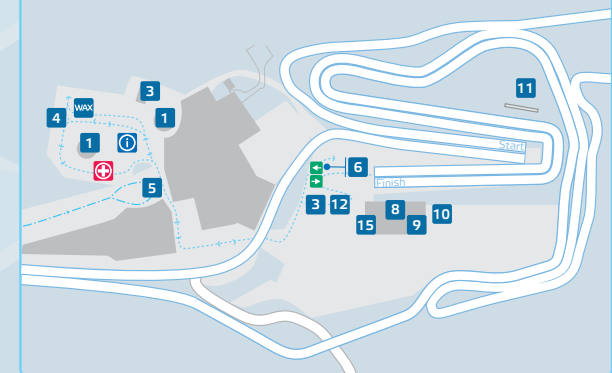
- Security Perimeter
- Internal Security Perimeter
- Main Press Center/ International Broadcast Center Security Perimeter
- Coastal Paralympic Village Security Perimeter
- Railway
- Road
- Railway Station
- T1 / T2 / T3 Load Zone
- Taxi
- Olympic Park Shuttle
- Pedestrian Screening Area  
Vehicle Screening Area  
Accreditation Check Point  
Permit Check Point
- Accreditation Check Point  
Permit Check Point
- Pedestrian Screening Area  
Accreditation Check Point



Biathlon stadium



Cross-country skiing stadium



## Road | Дороги

- Chair Ropeways  
Кресельная канатная дорога
- Cable-railway  
Канатная дорога

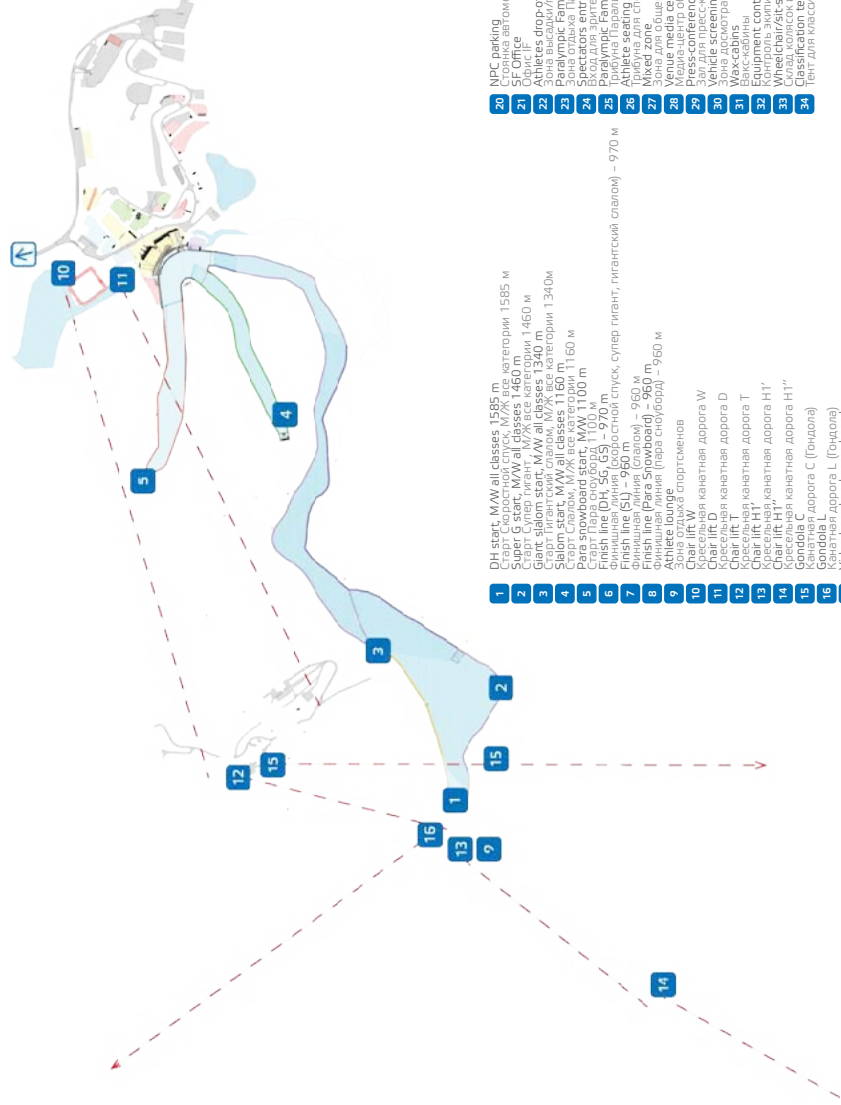
- NPC Parking  
Стоянка автомобилей НПК
- Wax-cabins  
Вакс-кабины

## Other | Другие

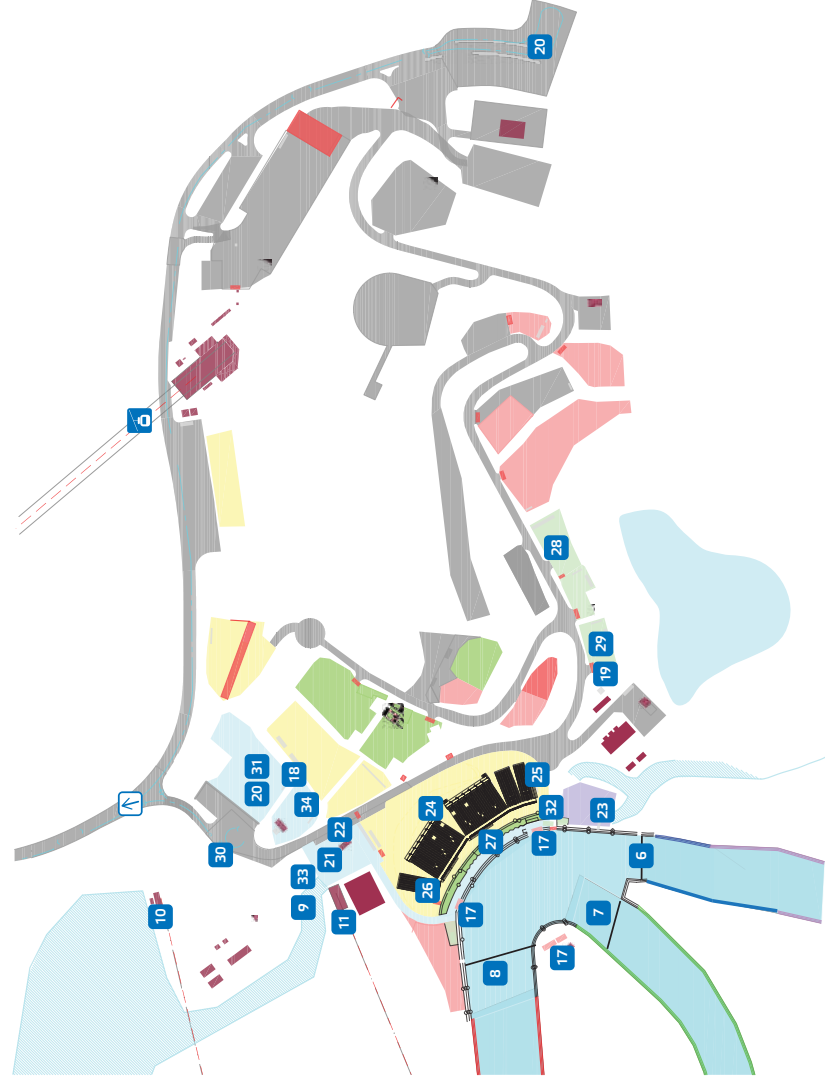
- Athlete Entry/exit To The Field Of Play  
Вход / выход спортсменов в зону проведения соревнований
- Athlete Lounge  
Зона отдыха спортсменов
- Warming Up Area For Athletes  
Зона разминки спортсменов
- Athlete Changing Tents  
Тенты для переодевания спортсменов
- Team Cabins  
Комнаты команд
- Athletes Drop-off  
Зона высадки спортсменов
- Equipment Control And Ski Marking  
Контроль экипировки и маркировка лыж

- Spectators Entrance  
Вход для зрителей
- Paralympic Family Stand  
Трибуна Паралимпийской семьи
- Paralympic Family zone  
Зона Паралимпийской семьи
- Athlete Seating  
Трибуны для спортсменов
- Video-board And Score Board  
Видеоэкран / табло результатов
- Mixed Zone  
Зона для общения с прессой
- Venue Media Center (2 Floor)  
Медиа-центр объекта (2 этаж)

- Team Captains Meeting And Press-conference Room  
Зал для совещаний капитанов команд и пресс-конференций
- Event Office  
Офис соревнований
- Track  
Трасса
- Information Office  
Информационный офис
- Athlete Medical Service  
Пункт первой помощи
- Doping Control  
Допинг - контроль

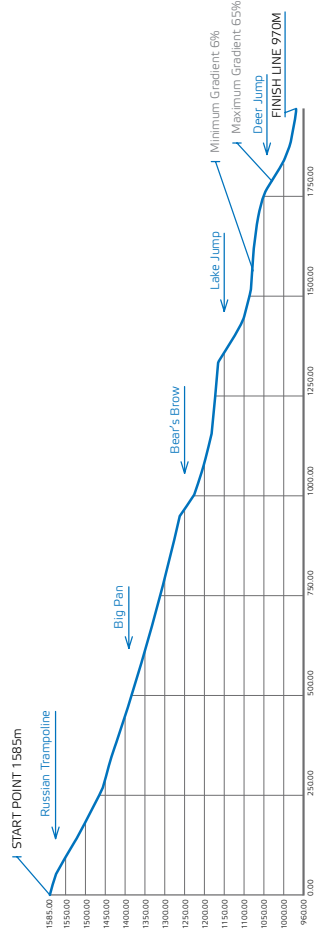


- 1 DH start, M/W all classes 1585 m
- 2 Start G class, M/W all classes 1460 m
- 3 Giant slalom start, M/W all classes 1340 m
- 4 Start Гигантский слалом, М/Ж все категории 1340 м
- 5 Start Slalom, M/W all classes 1160 m
- 6 Para snowboard start, M/W 1100 m
- 7 Финишная линия (сорбостной спуск, супер гигант, гигантский слалом) – 970 м
- 8 Finish line (DH, SG, GS) – 970 m
- 9 Finish line (Para Snowboard) – 960 m
- 10 Зона олимпийских спортсменов
- 11 Chair lift D
- 12 Кресельная канатная дорога W
- 13 Chair lift T
- 14 Кресельная канатная дорога T1
- 15 Chair lift H1
- 16 Кресельная канатная дорога H1
- 17 Gondola L (Пондоль)
- 18 Видеоконтроль результатов
- 19 Медицинский пункт для спортсменов
- 20 NPC parking
- 21 Стоянка автомобилей НПК
- 22 Ski Office
- 23 Athletes dropoff/pickup
- 24 Зона высадки/подъема спортсменов
- 25 Зона отдыха Паралимпийской семьи
- 26 Spectators entrance
- 27 Paralympic Family stand
- 28 Трибуна Паралимпийской семьи
- 29 Mixed zone
- 30 Venue media center
- 31 Медиа-центр объекта
- 32 Зона для пресс-конференций
- 33 Vehicle screening area
- 34 Мобильный сканер машин
- 35 Вакс-кабин
- 36 Equipment control
- 37 Wheelchair/ski-ski storage
- 38 Склад колясок и бобов
- 39 Тест для катсифициации
- 35 Gondola
- 36 to Mountain Paralympic Village
- 37 к горной Паралимпийской Деревне






## DOWNHILL MEN / WOMEN



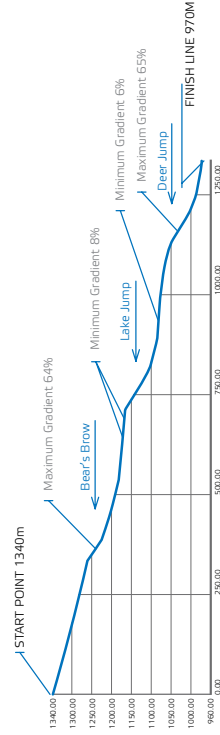
start point	1585 m
finish line	970 m
vertical drop	615 m
course length	2050 m

## SUPER G MEN / WOMEN



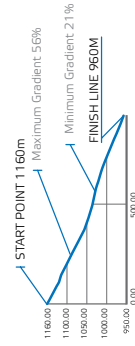
start point	1460 m
finish line	970 m
vertical drop	490 m
course length	1800 m

## GIANT SLALOM MEN / WOMEN




start point	1340 m
finish line	970 m
vertical drop	370 m
course length	1350 m

## SLALOM MEN / WOMEN



start point	1160 m
finish line	960 m
vertical drop	200 m
course length	507 m

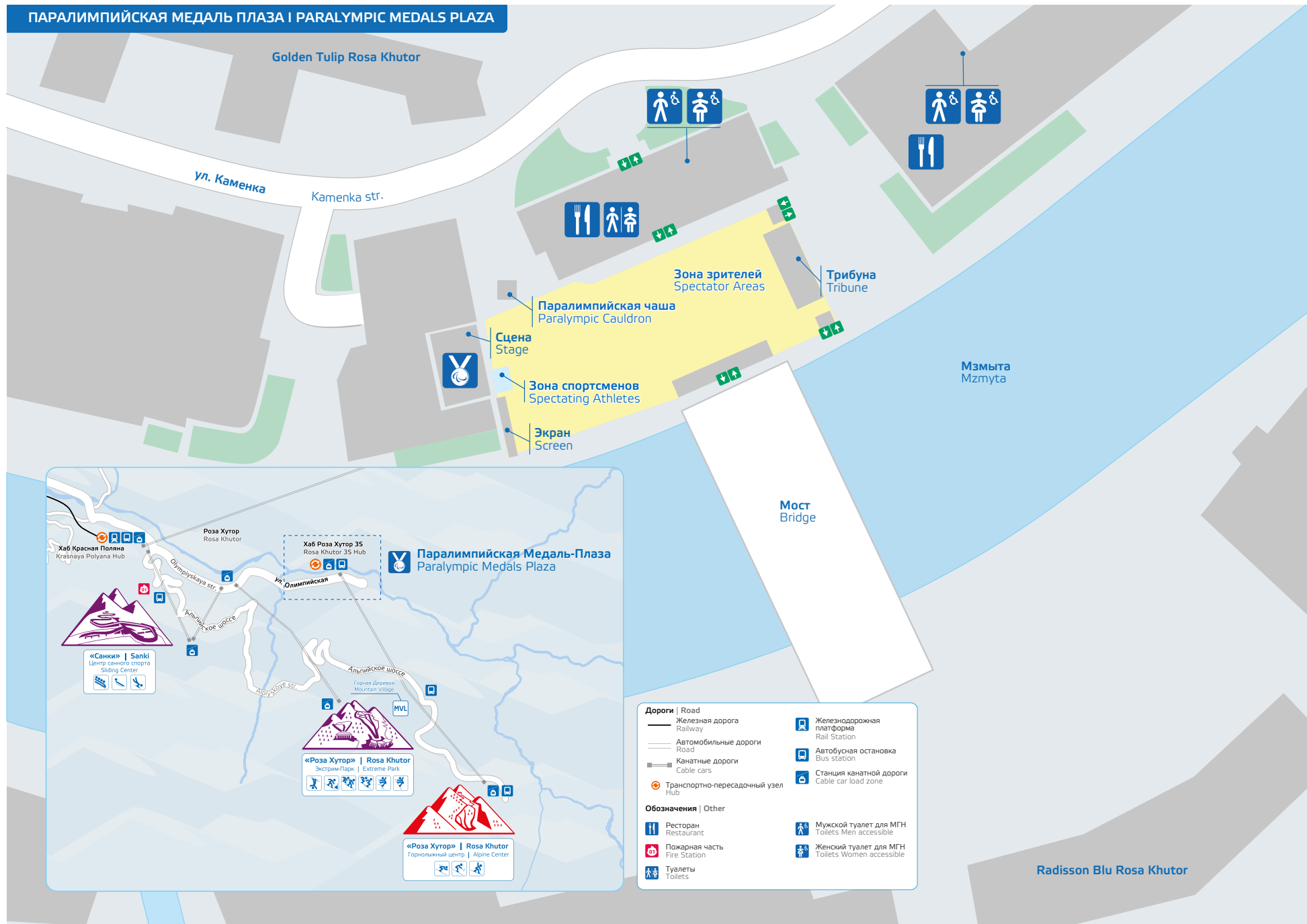
## PARA SNOWBOARD MEN / WOMEN



start point	1100 m
finish line	960 m
vertical drop	140 m
course length	600 m



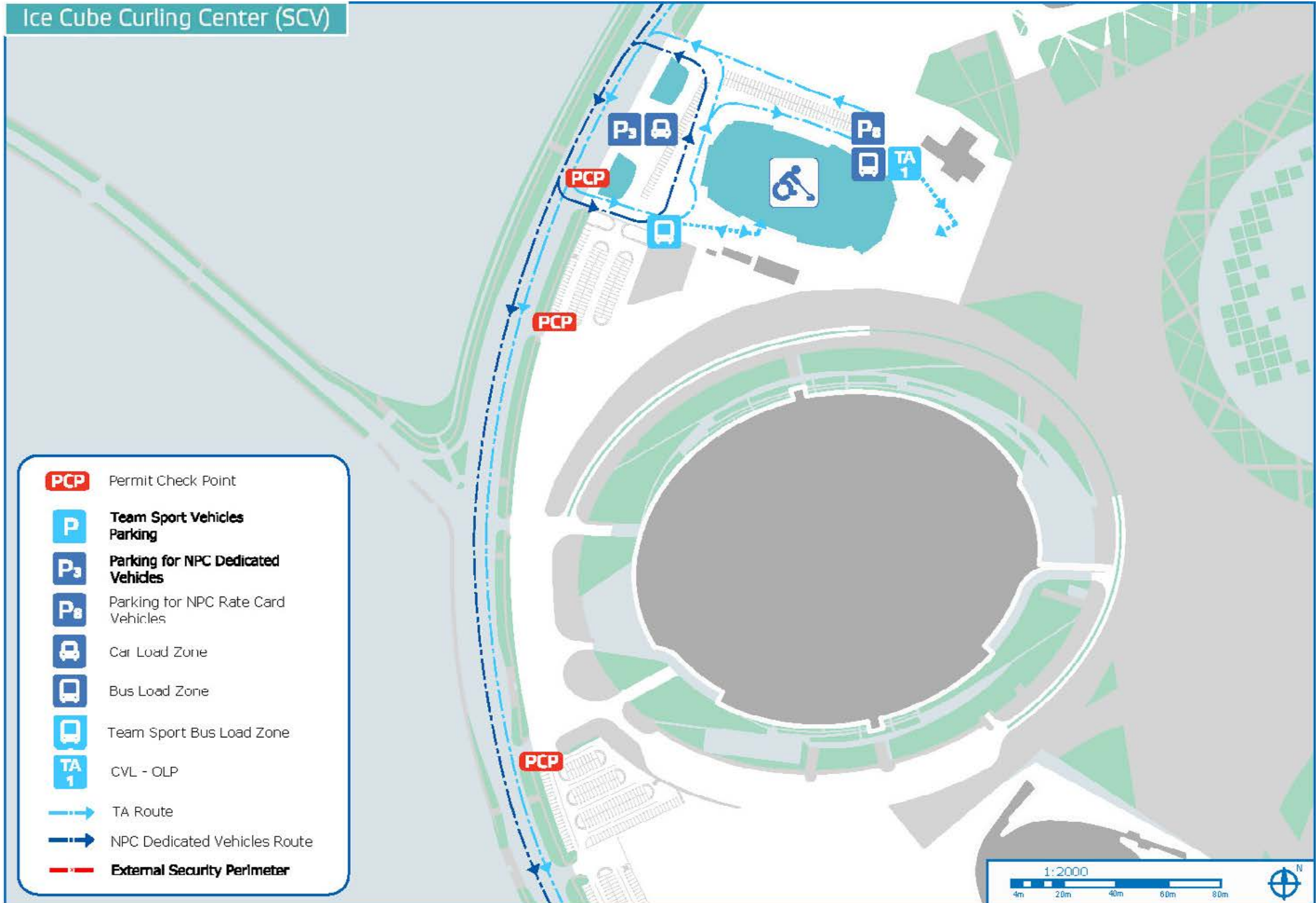
**ПАРАЛИМПИЙСКАЯ МЕДАЛЬ ПЛАЗА | PARALYMPIC MEDALS PLAZA**



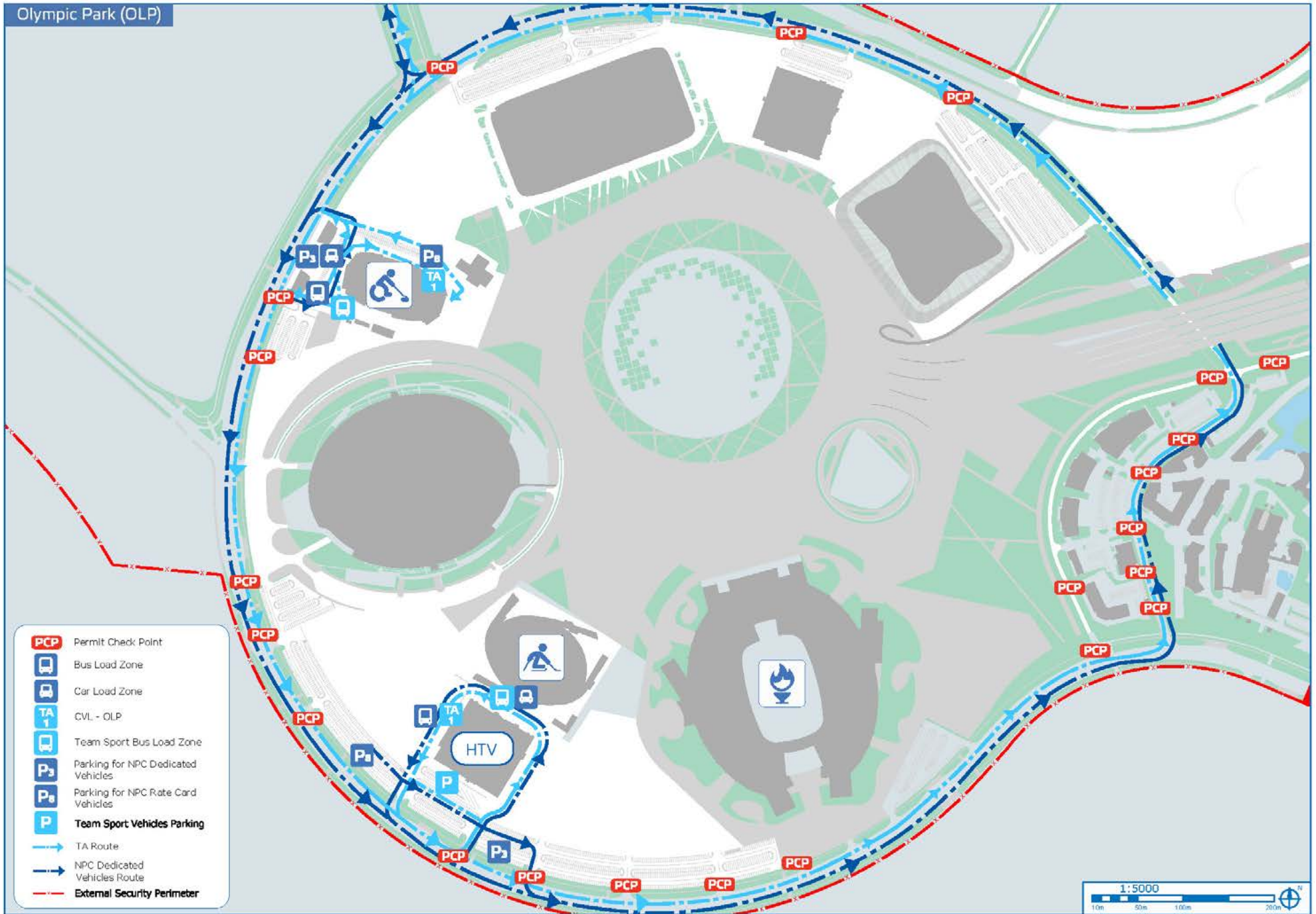
<b>Дороги   Road</b>		<b>Железнодорожная платформа   Rail Station</b>	
— Железная дорога   Railway	— Автомобильные дороги   Road	🚉 Железнодорожная платформа   Rail Station	🚌 Автобусная остановка   Bus station
— Канатные дороги   Cable cars	🚏 Транспортно-пересадочный узел   Hub	🚏 Станция канатной дороги   Cable car load zone	
<b>Обозначения   Other</b>		<b>Мужской туалет для МГН   Toilets Men accessible</b>	
🍴 Ресторан   Restaurant	🚒 Пожарная часть   Fire Station	♿ Женский туалет для МГН   Toilets Women accessible	
🚻 Туалеты   Toilets			

Radisson Blu Rosa Khutor

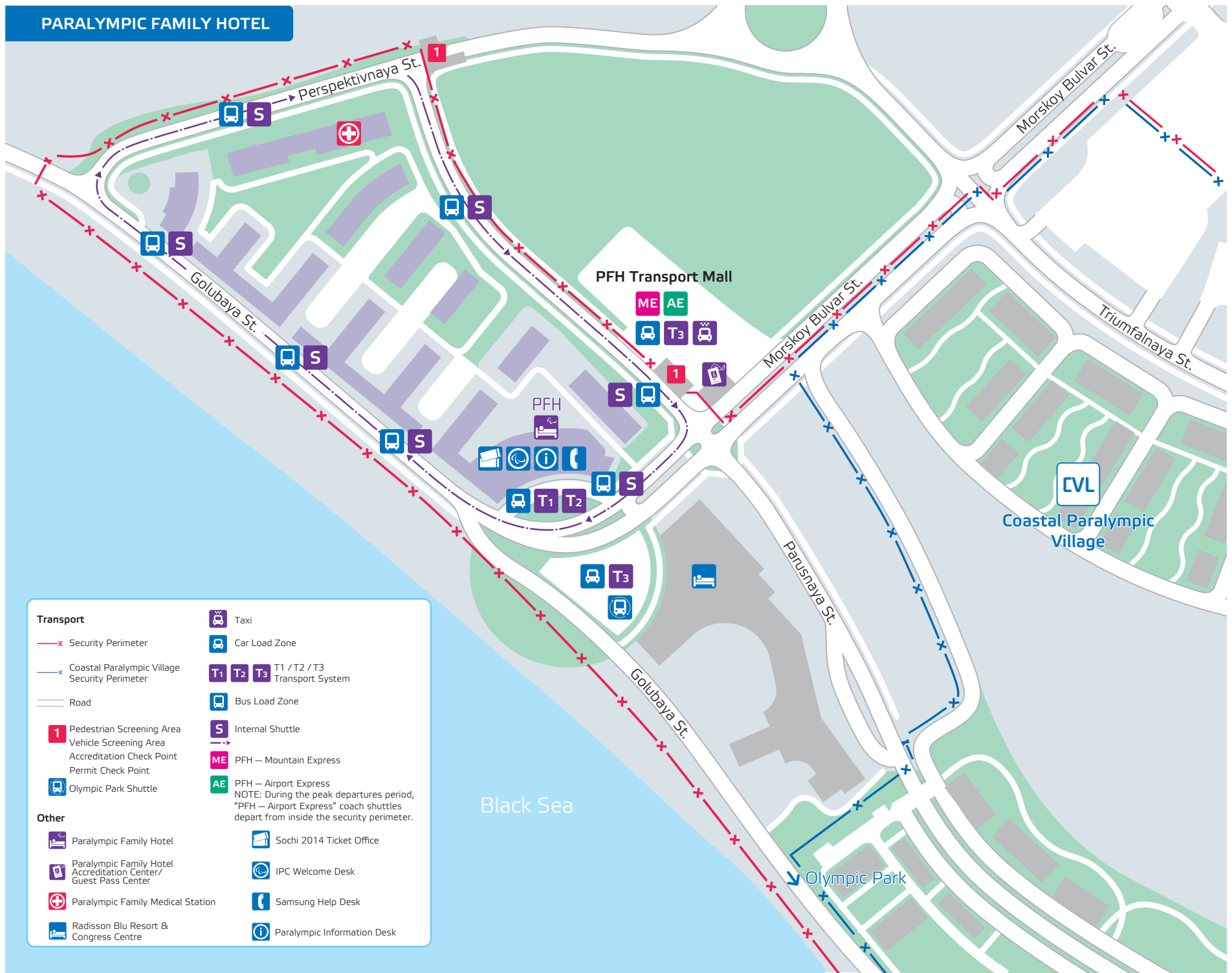
Ice Cube Curling Center (SCV)







PARALYMPIC FAMILY HOTEL



**Transport**

- x Security Perimeter
- x Coastal Paralympic Village Security Perimeter
- Road
- 1** Pedestrian Screening Area  
Vehicle Screening Area  
Accreditation Check Point  
Permit Check Point
- Olympic Park Shuttle
- Taxi
- Car Load Zone
- T1 / T2 / T3 Transport System
- Bus Load Zone
- Internal Shuttle
- PFH – Mountain Express
- PFH – Airport Express

**Other**

- Paralympic Family Hotel
- Sochi 2014 Ticket Office
- Paralympic Family Hotel Accreditation Center/ Guest Pass Center
- IPC Welcome Desk
- Paralympic Family Medical Station
- Samsung Help Desk
- Radisson Blu Resort & Congress Centre
- Paralympic Information Desk

NOTE: During the peak departures period, "PFH – Airport Express" coach shuttles depart from inside the security perimeter.

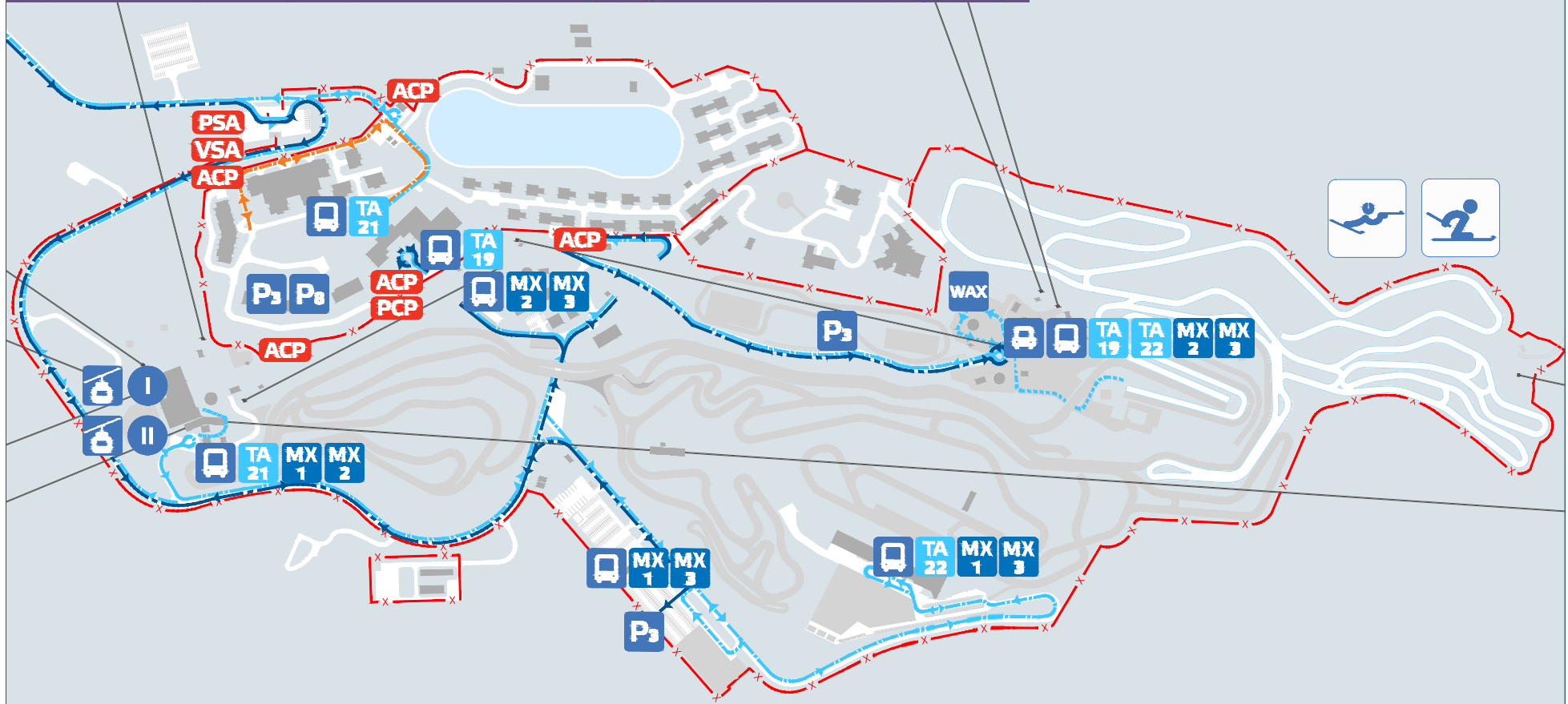
### Shayba Arena & Ice Hockey Training Venue (MIV/HTV)



- PCP** Permit Check Point
- P** Team Sport Vehicles Parking
- P<sub>3</sub>** Parking for NPC Dedicated Vehicles
- P<sub>a</sub>** Parking for NPC Rate Card Vehicles
- Car Load Zone
- Bus Load Zone
- Team Sport Bus Load Zone
- TA 1** CVL - OLP
- TA Route
- Accessible Walking Route
- NPC Dedicated Vehicles Route
- External Security Perimeter

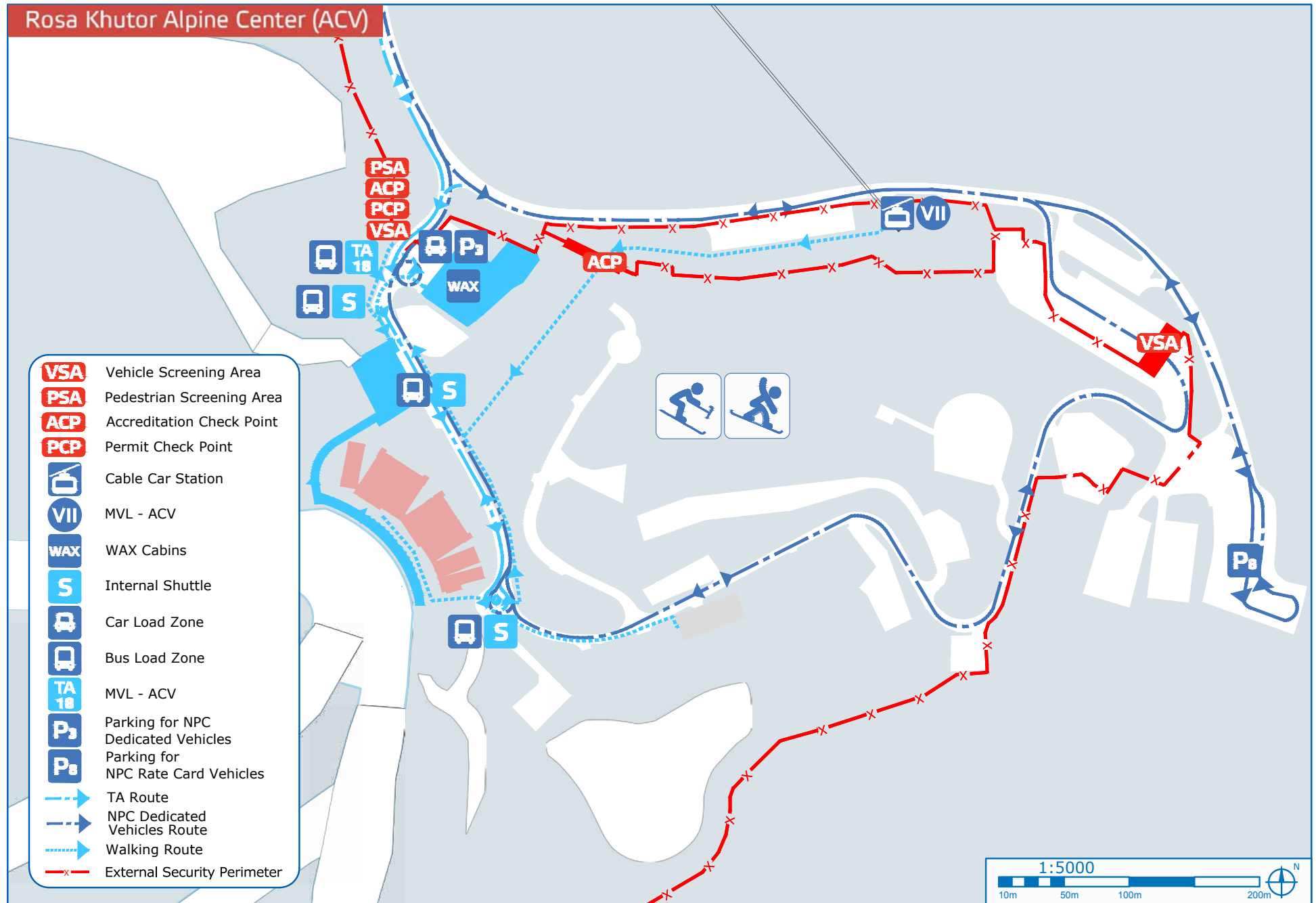


Laura Cross-country Ski & Biathlon Center(CBV)/ Nordic Ski Housing(NSH)



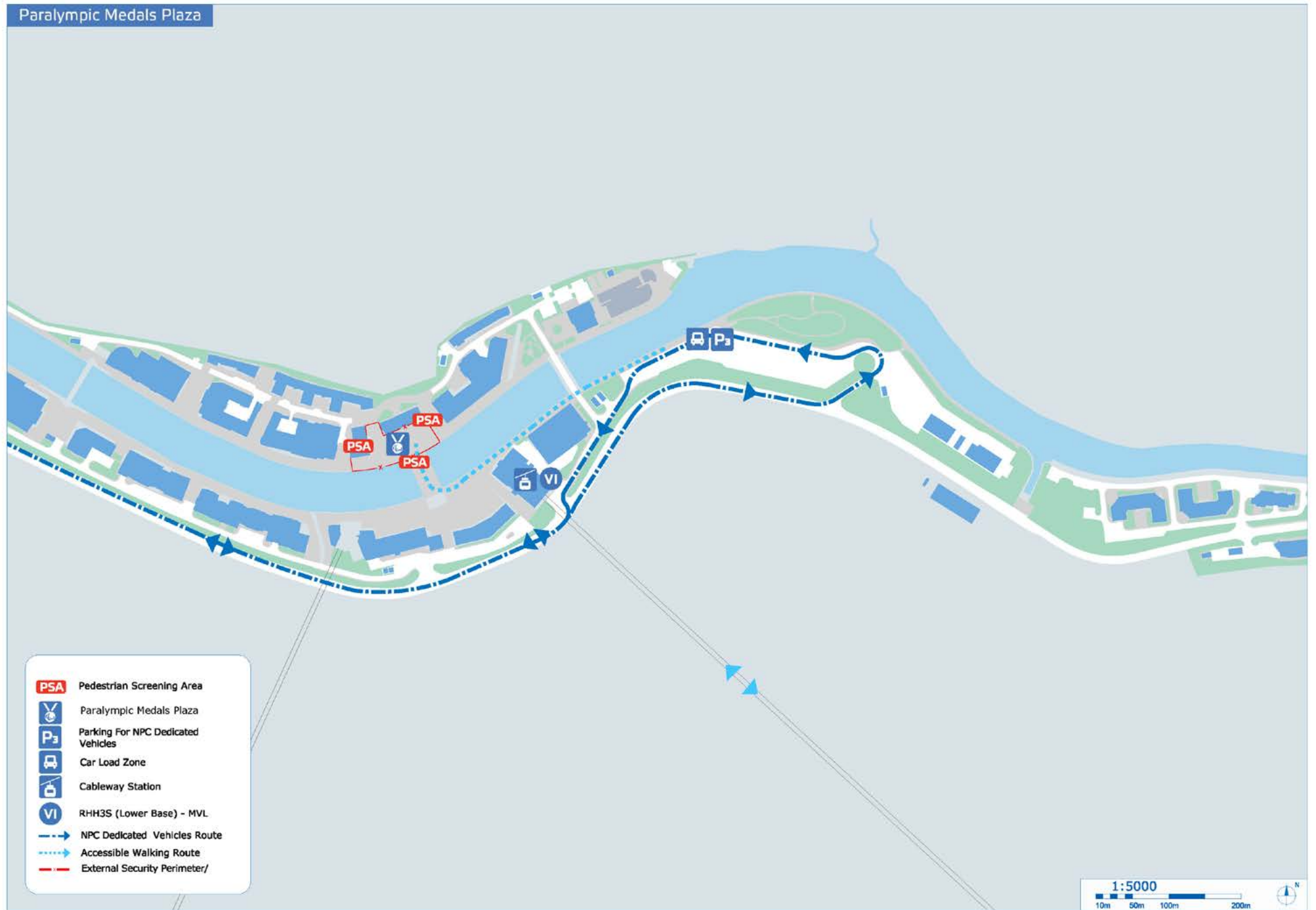
Bus Load Zone	Laura Top Station-Biathlon Stadium	NSH - Cross Country Stadium	TA Route
Car Load Zone	Laura Top Station-Cross Country Stadium	NSH - II Cable Car Load Zone	Accessible Walking Route
Parking for NPC Dedicated Vehicles	Cross Country Stadium-Biathlon Stadium	Cross Country Stadium-Biathlon Stadium	NPC Dedicated Vehicles Route
Parking for NPC Rate Card Vehicles	Internal Shuttle	Permit Check Point	NSH Internal Shuttle
WAX Cabins	Cable Car Load Zone	Vehicle Screening Area	External Security Perimeter
	LAH - CBV	Pedestrian Screening Area	
		Accreditation Check Point	



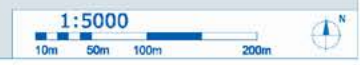




Paralympic Medals Plaza



- PSA** Pedestrian Screening Area
- Paralympic Medals Plaza
- P<sub>3</sub>** Parking For NPC Dedicated Vehicles
- Car Load Zone
- D** Cableway Station
- VI** RHH3S (Lower Base) - MVL
- NPC Dedicated Vehicles Route
- Accessible Walking Route
- External Security Perimeter/



# WE THANK OUR PARTNERS



## WORLDWIDE PARTNERS | ВСЕМИРНЫЕ ПАРТНЕРЫ



## GENERAL PARTNERS | ГЕНЕРАЛЬНЫЕ ПАРТНЕРЫ



## PARTNERS | ПАРТНЕРЫ



## OFFICIAL SUPPLIERS | ОФИЦИАЛЬНЫЕ ПОСТАВЩИКИ

EF English First  
Kommersant Publishing House | Ottobock

## SUPPLIERS | ПОСТАВЩИКИ

Adecco | PAUL HARTMANN